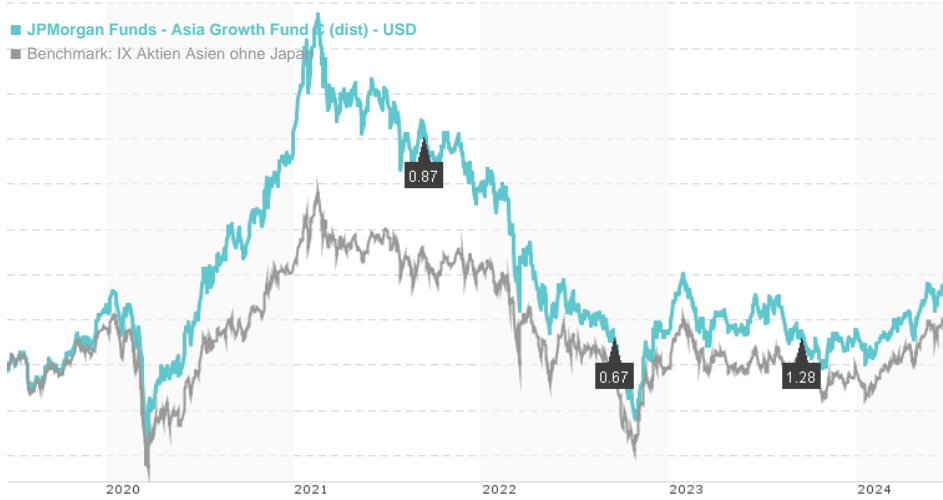


JPMorgan Funds - Asia Growth Fund C (dist) - USD / LU0943624741 / A1W0GU / JPMorgan AM (EU)

Last 06/20/2024 ¹	Region	Branch	Type of yield	Type
162.08 USD	Asia (excl. Japan)	Mixed Sectors	paying dividend	Equity Fund



Risk key figures

SRI	1	2	3	4	5	6	7	
Mountain-View Funds Rating ²							EDA ³	78

Yearly Performance

2023	+0.51%
2022	-23.54%
2021	-7.16%
2020	+35.36%
2019	+27.41%

Master data		Conditions		Other figures	
Fund type	Single fund	Issue surcharge	0.00%	Minimum investment	USD 10,000,000.00
Category	Equity	Planned administr. fee	0.00%	Savings plan	-
Sub category	Mixed Sectors	Deposit fees	0.00%	UCITS / OGAW	Yes
Fund domicile	Luxembourg	Redemption charge	0.00%	Performance fee	0.00%
Tranch volume	(06/20/2024) USD 28.89 mill.	Ongoing charges	-	Redeployment fee	0.00%
Total volume	(06/20/2024) USD 770.14 mill.	Dividends		Investment company	
Launch date	9/13/2013	13.09.2023	1.28 USD	JPMorgan AM (EU)	
KESt report funds	Yes	14.09.2022	0.67 USD	PO Box 275, 2012, Luxembourg	
Business year start	01.07.	09.09.2021	0.87 USD	Luxembourg	
Sustainability type	-	10.09.2020	0.42 USD	https://www.jpmorganassetmanagement.de	
Fund manager	Joanna Kwok, Mark Davids	05.09.2019	1.08 USD		

Performance	1M	6M	YTD	1Y	2Y	3Y	5Y	Since start
Performance	+1.94%	+13.75%	+11.35%	+5.45%	+6.85%	-23.36%	+19.97%	+76.49%
Performance p.a.	-	-	-	+5.43%	+3.36%	-8.49%	+3.70%	+5.41%
Sharpe ratio	1.36	1.80	1.56	0.12	-0.02	-0.64	0.00	0.10
Volatility	15.97%	14.28%	14.26%	14.80%	17.16%	18.93%	20.39%	17.74%
Worst month	-	-5.86%	-5.86%	-6.79%	-12.40%	-12.40%	-12.40%	-12.40%
Best month	-	7.19%	7.19%	7.19%	19.84%	19.84%	19.84%	19.84%
Maximum loss	-4.89%	-7.17%	-6.35%	-13.80%	-24.23%	-45.33%	-50.28%	-

Distribution permission

Austria, Germany, Switzerland, United Kingdom, Luxembourg

¹ Important note on update status: The displayed date refers exclusively to the calculation of the NAV.

² The Mountain-View Data Fund Rating calculates a comparative ranking for funds using yield, volatility and trend data. For more information visit [MVD Funds Rating](#)

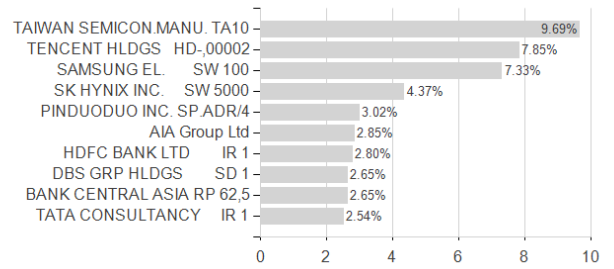
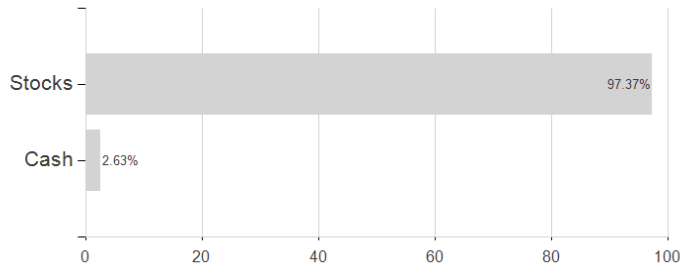
³ Displays the Ethical-Dynamical Ratio calculated according to standard criteria. The maximum value is 100. For more information visit [EDA](#)

JPMorgan Funds - Asia Growth Fund C (dist) - USD / LU0943624741 / A1W0GU / JPMorgan AM (EU)

Assessment Structure

Assets

Largest positions



Countries

Branches

Currencies

