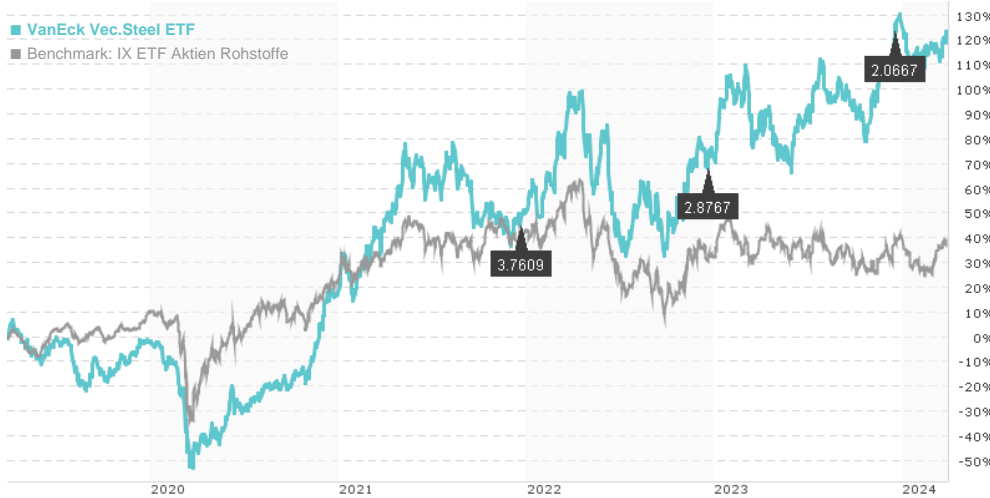


VanEck Vec.Steel ETF / US92189F2056 / A2AHNU / Van Eck Associates

Last 03/28/2024 ¹	Region	Branch	Type of yield	Type
72.53 USD	Worldwide	ETF Stocks	paying dividend	Alternative Investm.

■ VanEck Vec.Steel ETF
■ Benchmark: IX ETF Aktien Rohstoffe



Risk key figures

SRI 1 2 3 4 5 6 7

Mountain-View Funds Rating² EDA³

▲▲▲▲▲▲ 86

Yearly Performance

2023	+31.31%
2022	+14.10%
2021	+28.30%
2020	+20.33%
2019	+11.27%

Master data		Conditions		Other figures	
Fund type	Single fund	Issue surcharge	0.00%	Minimum investment	UNT 1
Category	Equity	Planned administr. fee	0.00%	Savings plan	-
Sub category	ETF Stocks	Deposit fees	0.00%	UCITS / OGAW	-
Fund domicile	United States of America	Redemption charge	0.00%	Performance fee	0.00%
Tranch volume	-	Ongoing charges	-	Redeployment fee	0.00%
Total volume	(03/28/2024) USD 112.43 mill.	Dividends		Investment company	
Launch date	10/10/2006	18.12.2023	2.07 USD	Van Eck Associates Lindleystraße 11, 60314, Frankfurt am Main Germany https://www.vaneck.com	
KESr report funds	No	19.12.2022	2.88 USD		
Business year start	01.01.	20.12.2021	3.76 USD		
Sustainability type	-	21.12.2020	0.83 USD		
Fund manager	Peter H. Liao, Guo Hua (Jason) Jin	23.12.2019	0.97 USD		

Performance	1M	6M	YTD	1Y	2Y	3Y	5Y	Since start
Performance	+3.08%	+14.01%	-1.70%	+20.95%	+14.09%	+56.39%	+125.10%	+189.53%
Performance p.a.	-	-	-	+20.89%	+6.80%	+16.07%	+17.60%	+6.28%
Sharpe ratio	2.72	1.39	-0.64	0.79	0.10	0.43	0.41	0.06
Volatility	15.67%	18.95%	17.03%	21.46%	28.51%	28.64%	33.66%	38.18%
Worst month	-	-5.89%	-5.89%	-8.66%	-21.23%	-21.23%	-25.36%	-34.93%
Best month	-	11.75%	8.48%	15.06%	17.66%	17.66%	24.04%	33.69%
Maximum loss	-3.51%	-9.24%	-7.12%	-15.65%	-33.52%	-33.52%	-56.03%	-

¹ Important note on update status: The displayed date refers exclusively to the calculation of the NAV.

² The Mountain-View Data Fund Rating calculates a comparative ranking for funds using yield, volatility and trend data. For more information visit [MVD Funds Rating](#)

³ Displays the Ethical-Dynamical Ratio calculated according to standard criteria. The maximum value is 100. For more information visit [EDA](#)

VanEck Vec.Steel ETF / US92189F2056 / A2AHNU / Van Eck Associates

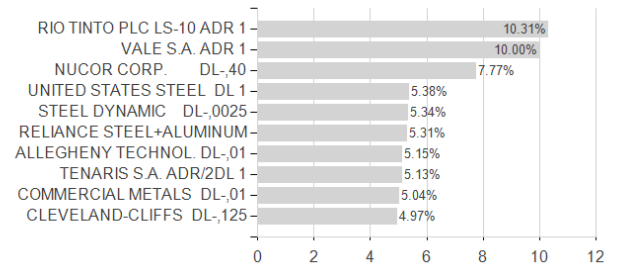
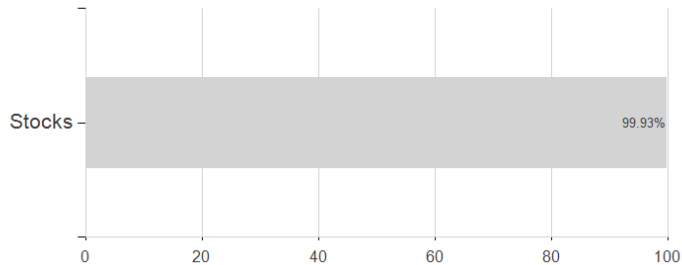
Investment goal

VanEck Vectors Steel ETF (SLX) seeks to replicate as closely as possible, before fees and expenses, the price and yield performance of the NYSE Arca Steel Index (STEEL), which is intended to track the overall performance of companies involved in the steel sector.

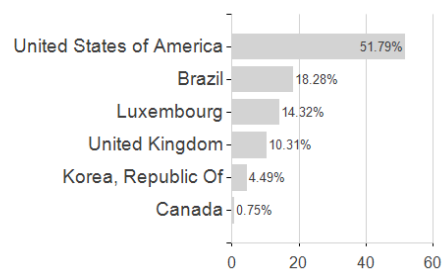
Assessment Structure

Assets

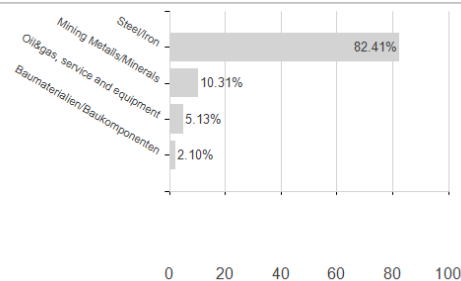
Largest positions



Countries



Branches



Currencies

