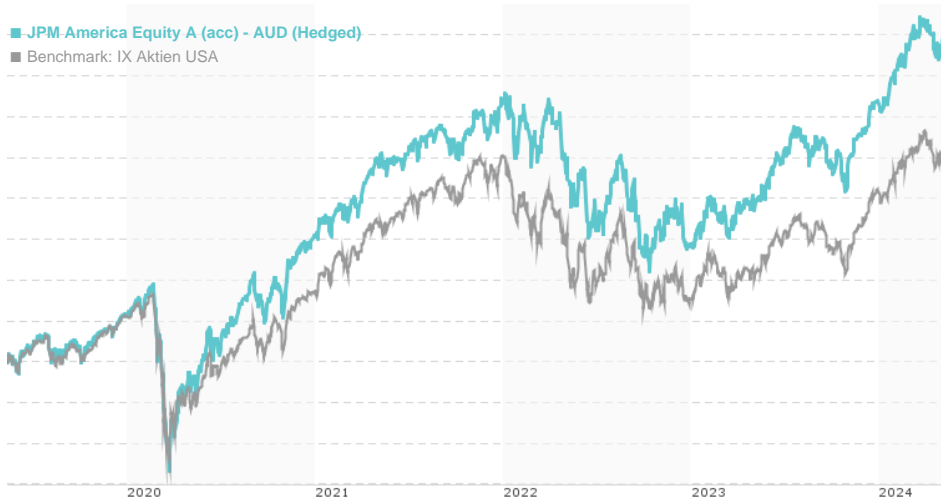


## JPM America Equity A (acc) - AUD (Hedged) / LU0972533318 / A1W5DK / JPMorgan AM (EU)

Last 05/10/2024 <sup>1</sup>	Country	Branch	Type of yield	Type
31.66 AUD	United States of America	Mixed Sectors	reinvestment	Equity Fund

■ JPM-America Equity A (acc) - AUD (Hedged)  
■ Benchmark: IX Aktien USA



## Risk key figures

SRI 1 2 3 4 5 6 7

Mountain-View Funds Rating<sup>2</sup>EDA<sup>3</sup>

▲ ▲ ▲ ▲ ▲ ▲

72

## Yearly Performance

2023	+27.79%
2022	-21.47%
2021	+24.98%
2020	+17.47%
2019	+26.41%

Master data		Conditions		Other figures	
Fund type	Single fund	Issue surcharge	5.00%	Minimum investment	USD 35,000.00
Category	Equity	Planned administr. fee	0.00%	Savings plan	-
Sub category	Mixed Sectors	Deposit fees	0.00%	UCITS / OGAW	Yes
Fund domicile	Luxembourg	Redemption charge	0.50%	Performance fee	0.00%
Tranch volume	(05/10/2024) USD 20.70 mill.	Ongoing charges	-	Redeployment fee	0.00%
Total volume	(05/10/2024) USD 6,846.99 mill.	Dividends		Investment company	
Launch date	11/4/2013	JPMorgan AM (EU)			
KESr report funds	No	PO Box 275, 2012, Luxembourg			
Business year start	01.07.	Luxembourg			
Sustainability type	-	<a href="https://www.jpmorganassetmanagement.de">https://www.jpmorganassetmanagement.de</a>			
Fund manager	Jonathan Simon, Timothy Parton				

Performance	1M	6M	YTD	1Y	2Y	3Y	5Y	Since start
Performance	+1.25%	+21.44%	+11.40%	+30.29%	+27.25%	+20.84%	+81.23%	+216.60%
Performance p.a.	-	-	-	+30.19%	+12.79%	+6.51%	+12.61%	+11.58%
Sharpe ratio	0.76	3.60	2.41	2.08	0.50	0.15	0.44	0.46
Volatility	16.46%	12.25%	13.22%	12.74%	17.95%	17.67%	20.01%	17.02%
Worst month	-	-3.42%	-3.42%	-4.29%	-9.74%	-9.74%	-13.83%	-13.83%
Best month	-	9.16%	5.15%	9.16%	9.16%	9.16%	14.14%	14.14%
Maximum loss	-3.55%	-5.51%	-5.51%	-10.03%	-18.79%	-26.25%	-38.58%	-

## Distribution permission

Austria, Germany, Switzerland, United Kingdom

<sup>1</sup> Important note on update status: The displayed date refers exclusively to the calculation of the NAV.

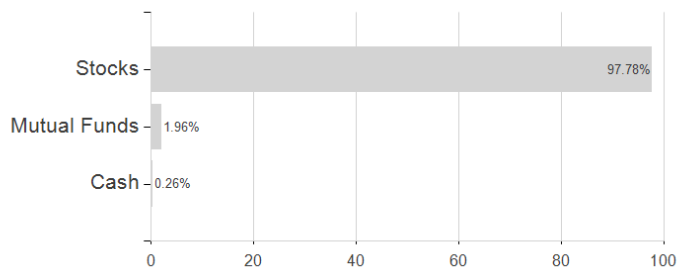
## JPM America Equity A (acc) - AUD (Hedged) / LU0972533318 / A1W5DK / JPMorgan AM (EU)

2 The Mountain-View Data Fund Rating calculates a comparative ranking for funds using yield, volatility and trend data. For more information visit [MVD Funds Rating](#)

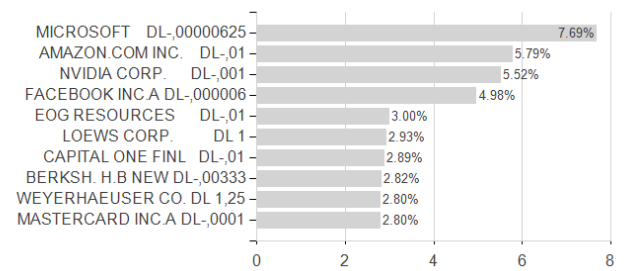
3 Displays the Ethical-Dynamical Ratio calculated according to standard criteria. The maximum value is 100. For more information visit [EDA](#)

### Assessment Structure

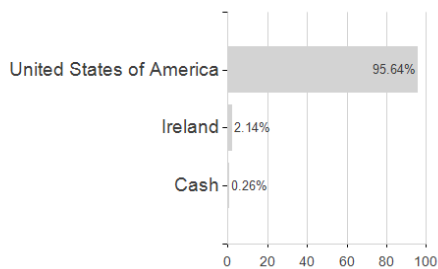
#### Assets



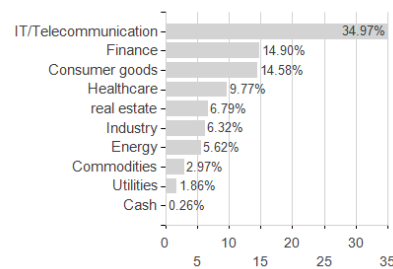
#### Largest positions



#### Countries



#### Branches



#### Currencies

