

## Steyler Fair Invest Bonds R / DE000A1WY1N9 / A1WY1N / Monega KAG

| Last 05/22/2024 <sup>1</sup> | Region    | Branch       | Type of yield   | Type              |
|------------------------------|-----------|--------------|-----------------|-------------------|
| 48.27 EUR                    | Worldwide | Bonds: Mixed | paying dividend | Fixed-Income Fund |



### Risk key figures

SRI 1 2 3 4 5 6 7

Mountain-View Funds Rating<sup>2</sup> EDA<sup>3</sup>

▲▲▲▲▲▲ 85

### Yearly Performance

|      |         |
|------|---------|
| 2023 | +6.89%  |
| 2022 | -12.79% |
| 2021 | -1.37%  |
| 2020 | +0.87%  |
| 2019 | +2.74%  |

| Master data         |                              | Conditions             |          | Other figures   |       |
|---------------------|------------------------------|------------------------|----------|---|-------|
| Fund type           | Single fund                  | Issue surcharge        | 3.00%    | Minimum investment  | UNT 0 |
| Category            | Bonds                        | Planned administr. fee | 0.00%    | Savings plan  | Yes   |
| Sub category        | Bonds: Mixed                 | Deposit fees           | 0.05%    | UCITS / OGAW  | Yes   |
| Fund domicile       | Germany                      | Redemption charge      | 0.00%    | Performance fee   | 0.00% |
| Tranch volume       | (05/22/2024) EUR 12.10 mill. | Ongoing charges        | -        | Redeployment fee  | 0.00% |
| Total volume        | (05/22/2024) EUR 61.72 mill. | Dividends              |          | Investment company  |       |
| Launch date         | 7/1/2013                     | 20.12.2023             | 0.82 EUR | Monega KAG<br>Stolkgasse 25-45, 50667, Köln<br>Germany<br><a href="https://www.monega.de">https://www.monega.de</a> |       |
| KESr report funds   | Yes                          | 02.12.2022             | 0.11 EUR |   |       |
| Business year start | 01.11.                       | 20.12.2021             | 0.75 EUR |   |       |
| Sustainability type | Ethics/ecology               | 09.12.2020             | 0.75 EUR |   |       |
| Fund manager        | -                            | 11.12.2019             | 0.74 EUR |   |       |

| Performance      | 1M     | 6M     | YTD    | 1Y     | 2Y     | 3Y      | 5Y      | Since start |
|------------------|--------|--------|--------|--------|--------|---------|---------|-------------|
| Performance      | +0.84% | +4.40% | +1.05% | +6.46% | +1.81% | -5.96%  | -5.62%  | +8.78%      |
| Performance p.a. | -      | -      | -      | +6.44% | +0.90% | -2.03%  | -1.15%  | +0.77%      |
| Sharpe ratio     | 2.17   | 1.65   | -0.36  | 0.88   | -0.75  | -1.66   | -1.58   | -1.21       |
| Volatility       | 3.15%  | 3.17%  | 3.06%  | 2.98%  | 3.87%  | 3.53%   | 3.14%   | 2.52%       |
| Worst month      | -      | -1.08% | -1.08% | -1.08% | -3.05% | -3.05%  | -5.34%  | -5.34%      |
| Best month       | -      | 2.55%  | 2.55%  | 2.55%  | 3.58%  | 3.58%   | 3.58%   | 3.58%       |
| Maximum loss     | -0.46% | -1.33% | -1.33% | -1.33% | -7.26% | -15.08% | -15.20% | -           |

### Distribution permission

Austria, Germany

<sup>1</sup> Important note on update status: The displayed date refers exclusively to the calculation of the NAV.

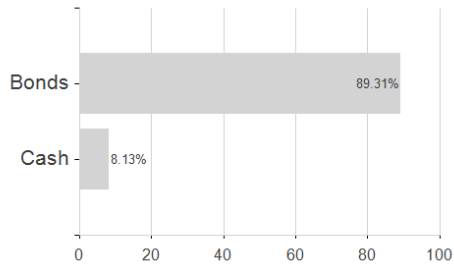
<sup>2</sup> The Mountain-View Data Fund Rating calculates a comparative ranking for funds using yield, volatility and trend data. For more information visit [MVD Funds Rating](#)

<sup>3</sup> Displays the Ethical-Dynamical Ratio calculated according to standard criteria. The maximum value is 100. For more information visit [EDA](#)

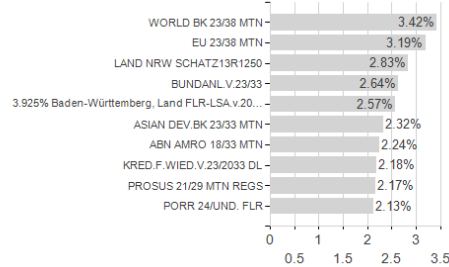
## Steyler Fair Invest Bonds R / DE000A1WY1N9 / A1WY1N / Monega KAG

### Assessment Structure

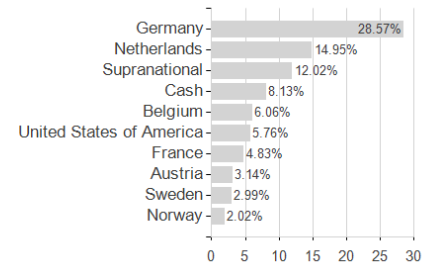
#### Assets



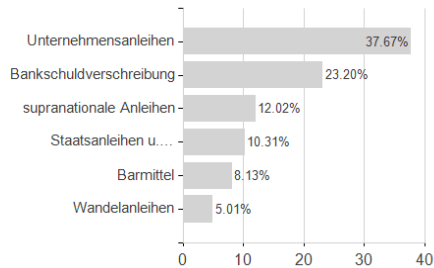
#### Largest positions



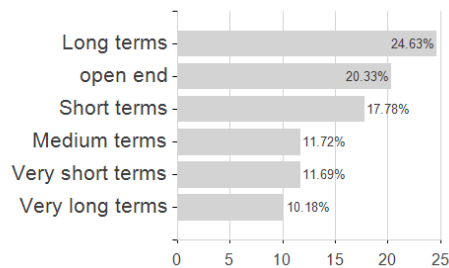
#### Countries



#### Issuer



#### Duration



#### Currencies

