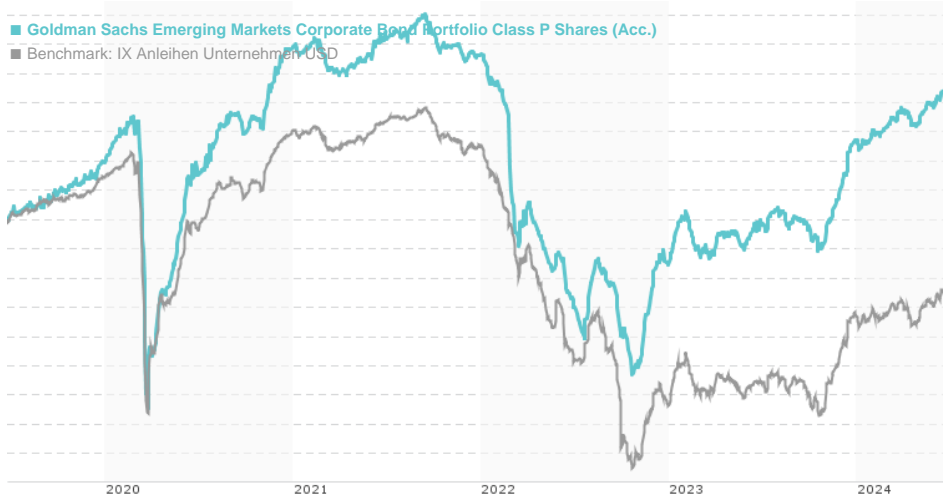


Goldman Sachs Emerging Markets Corporate Bond Portfolio Class P Shares (Acc.) / LU0622305844 / A1KC6M /

Last 06/24/2024 ¹	Region	Branch	Type of yield	Type
142.73 USD	Emerging Markets	Corporate Bonds	reinvestment	Fixed-Income Fund



Risk key figures

SRI	1	2	3	4	5	6	7	
Mountain-View Funds Rating ²							EDA ³	76

Yearly Performance

2023	+8.73%
2022	-12.94%
2021	-0.43%
2020	+7.60%
2019	+13.31%

Master data		Conditions		Other figures	
Fund type	Single fund	Issue surcharge	5.50%	Minimum investment	USD 50,000.00
Category	Bonds	Planned administr. fee	0.00%	Savings plan	-
Sub category	Corporate Bonds	Deposit fees	0.00%	UCITS / OGAW	Yes
Fund domicile	Luxembourg	Redemption charge	0.00%	Performance fee	0.00%
Tranch volume	(06/24/2024) USD 15.70 mill.	Ongoing charges	-	Redeployment fee	0.00%
Total volume	(06/24/2024) USD 2,798.16 mill.	Dividends		Investment company	
Launch date	2/8/2013	Goldman Sachs AM BV			
KESr report funds	Yes	Schenkkade 65, 2509, LL Den Haag			
Business year start	01.12.	Netherlands			
Sustainability type	-	www.gsam.com			
Fund manager	-				

Performance	1M	6M	YTD	1Y	2Y	3Y	5Y	Since start
Performance	+0.60%	+3.05%	+2.94%	+9.28%	+14.68%	-3.35%	+8.59%	+49.85%
Performance p.a.	-	-	-	+9.31%	+7.08%	-1.13%	+1.66%	+3.81%
Sharpe ratio	1.47	1.28	1.24	1.97	0.82	-1.05	-0.35	0.03
Volatility	2.45%	2.06%	2.09%	2.87%	4.14%	4.57%	5.72%	4.70%
Worst month	-	-0.97%	-0.97%	-1.02%	-4.51%	-5.19%	-14.05%	-14.05%
Best month	-	3.25%	3.25%	3.61%	6.12%	6.12%	6.12%	6.12%
Maximum loss	-0.34%	-1.17%	-1.17%	-2.95%	-8.13%	-21.54%	-21.54%	-

Distribution permission

Austria, Germany, Switzerland, United Kingdom

¹ Important note on update status: The displayed date refers exclusively to the calculation of the NAV.

² The Mountain-View Data Fund Rating calculates a comparative ranking for funds using yield, volatility and trend data. For more information visit [MVD Funds Rating](#)

DISCLAIMER: The information on this page are for informational purposes only and should neither an offer to sell nor a solicitation for the purchase of the security or recommendation in favor of the security to be understood. baha GmbH assumes no liability despite thorough searches for the accuracy of the data.

Funds data from: www.mountain-view.com. Fact Sheet created by: www.baha.com

Goldman Sachs Emerging Markets Corporate Bond Portfolio Class P Shares (Acc.) / LU0622305844 / A1KC6M /

Investment strategy

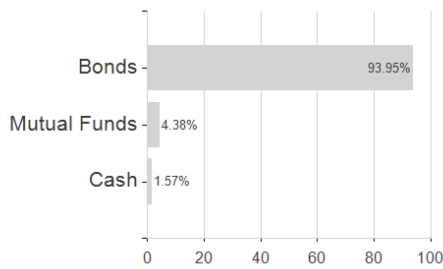
The Portfolio will mostly invest in fixed income securities of emerging market companies. Such companies are either based in or earn most of their profits or revenues from emerging markets. The Portfolio may also invest in fixed income securities of companies which are based anywhere in the world. The Portfolio will not invest more than 33% of its assets in other securities and instruments. Additionally, it will not invest more than 10% in convertibles (securities that can be converted into other types of securities). These convertibles may include contingent convertible bonds ("CoCos") of banks, finance and insurance companies which have a particular risk profile as set out below. The Portfolio may, under certain circumstances, have limited holdings in shares and similar instruments. The Portfolio may invest, up to 30%, in mainland China debt securities.

Investment goal

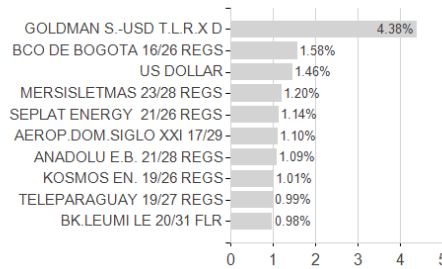
The Portfolio seeks to provide income and capital growth over the longer term.

Assessment Structure

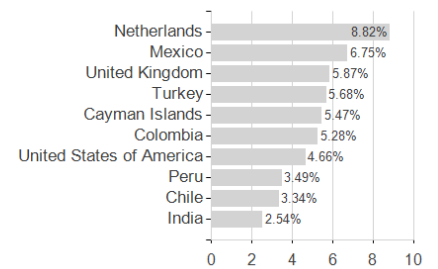
Assets



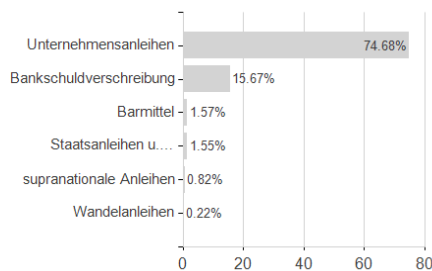
Largest positions



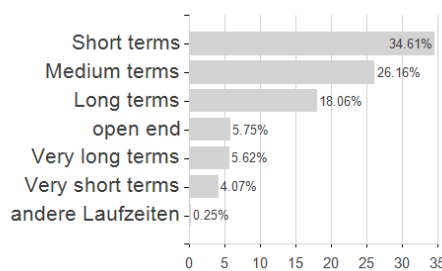
Countries



Issuer



Duration



Currencies

