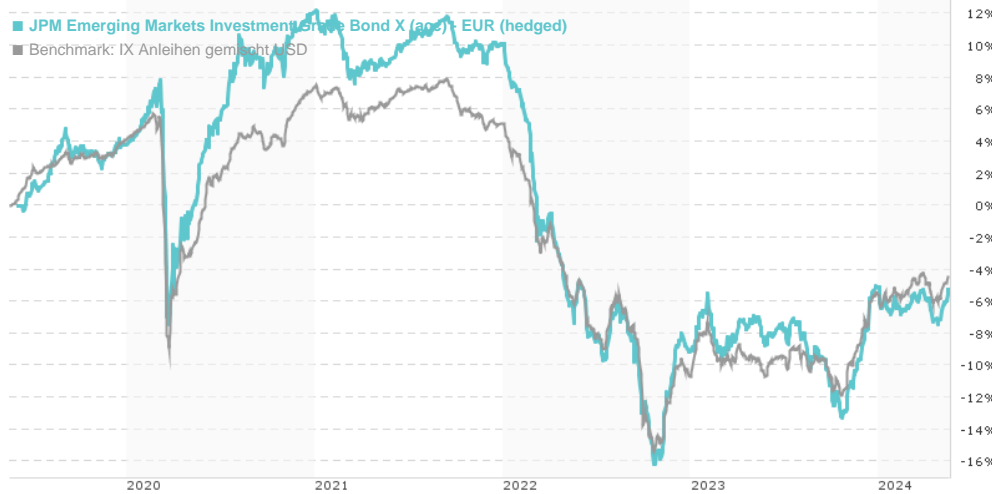


JPM Emerging Markets Investment Grade Bond X (acc) - EUR (hedged) / LU0747349875 / A1JT35 / JPMorgan AM (EU)

| Last 05/16/2024 ¹ | Region | Branch | Type of yield | Type |
|------------------------------|------------------|--------------|---------------|-------------------|
| 94.82 EUR | Emerging Markets | Bonds: Mixed | reinvestment | Fixed-Income Fund |



Risk key figures

SRI 1 2 3 4 5 6 7

Mountain-View Funds Rating² EDA³

78

Yearly Performance

| | |
|------|---------|
| 2023 | +4.51% |
| 2022 | -17.53% |
| 2021 | -1.77% |
| 2020 | +8.01% |
| 2016 | +5.68% |

| Master data | | Conditions | | Other figures | |
|---------------------|---|--|-------|--------------------|-------|
| Fund type | Single fund | Issue surcharge | 0.00% | Minimum investment | UNT 0 |
| Category | Bonds | Planned administr. fee | 0.00% | Savings plan | - |
| Sub category | Bonds: Mixed | Deposit fees | 0.00% | UCITS / OGAW | Yes |
| Fund domicile | Luxembourg | Redemption charge | 0.00% | Performance fee | 0.00% |
| Tranch volume | (05/16/2024) USD 6.72 mill. | Ongoing charges | - | Redeployment fee | 0.00% |
| Total volume | (05/16/2024) USD 471.93 mill. | Dividends | | Investment company | |
| Launch date | 2/24/2012 | JPMorgan AM (EU) | | | |
| KESr report funds | Yes | PO Box 275, 2012, Luxembourg | | | |
| Business year start | 01.07. | Luxembourg | | | |
| Sustainability type | - | https://www.jpmorganassetmanagement.de | | | |
| Fund manager | Pierre-Yves Bareau, Scott McKee, Emil Babayev | | | | |

| Performance | 1M | 6M | YTD | 1Y | 2Y | 3Y | 5Y | Since start |
|------------------|--------|--------|--------|--------|---------|---------|---------|-------------|
| Performance | +2.22% | +5.91% | -0.15% | +2.42% | +0.88% | -12.95% | -5.18% | +27.55% |
| Performance p.a. | - | - | - | +2.41% | +0.44% | -4.52% | -1.07% | +2.01% |
| Sharpe ratio | 7.08 | 2.05 | -1.12 | -0.32 | -0.63 | -1.63 | - | -0.31 |
| Volatility | 3.79% | 4.13% | 3.75% | 4.30% | 5.35% | 5.10% | 6.73% | 5.92% |
| Worst month | - | -2.02% | -2.02% | -2.32% | -5.98% | -5.98% | -8.15% | -8.15% |
| Best month | - | 4.44% | 4.12% | 4.44% | 6.02% | 6.02% | 6.02% | 13.88% |
| Maximum loss | -0.43% | -2.50% | -2.44% | -6.72% | -12.06% | -25.06% | -25.29% | - |

Distribution permission

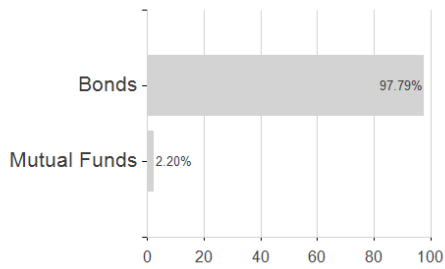
Austria, Germany, Switzerland, United Kingdom, Luxembourg

¹ Important note on update status: The displayed date refers exclusively to the calculation of the NAV.² The Mountain-View Data Fund Rating calculates a comparative ranking for funds using yield, volatility and trend data. For more information visit [MVD Funds Rating](#)³ Displays the Ethical-Dynamical Ratio calculated according to standard criteria. The maximum value is 100. For more information visit [EDA](#)

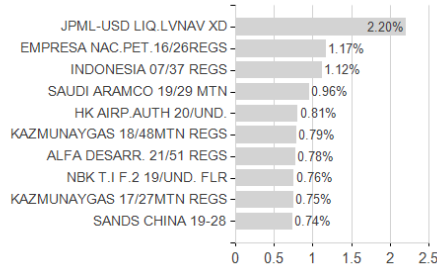
JPM Emerging Markets Investment Grade Bond X (acc) - EUR (hedged) / LU0747349875 / A1JT35 / JPMorgan AM (EU)

Assessment Structure

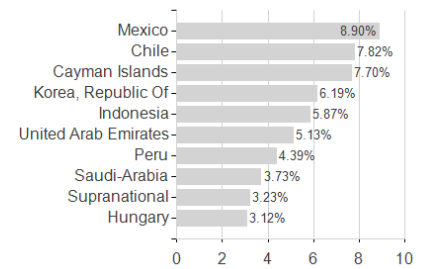
Assets



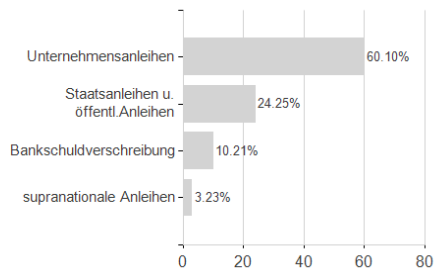
Largest positions



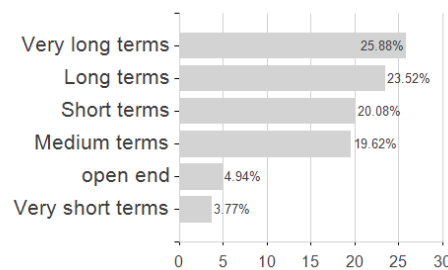
Countries



Issuer



Duration



Currencies

