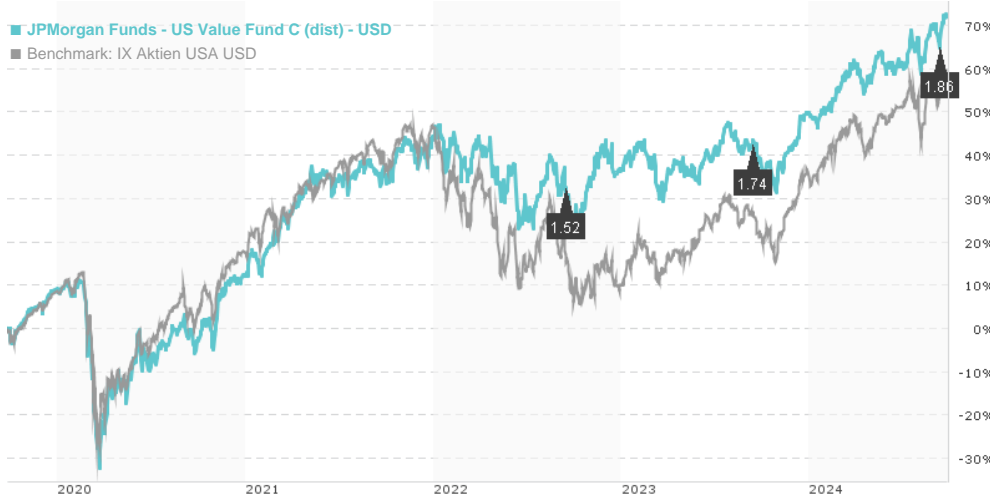


JPMorgan Funds - US Value Fund C (dist) - USD / LU0828467430 / A1J8X4 / JPMorgan AM (EU)

Last 09/25/2024 <sup>1</sup>	Country	Branch	Type of yield	Type
256.50 USD	United States of America	Mixed Sectors	paying dividend	Equity Fund



Risk key figures

SRI	1	2	3	4	5	6	7
Mountain-View Funds Rating <sup>2</sup>							EDA <sup>3</sup>
							60

Yearly Performance

2023	+9.87%
2022	-4.94%
2021	+27.82%
2020	+3.38%
2019	+28.51%

Master data		Conditions		Other figures	
Fund type	Single fund	Issue surcharge	0.00%	Minimum investment	USD 10,000,000.00
Category	Equity	Planned administr. fee	0.00%	Savings plan	-
Sub category	Mixed Sectors	Deposit fees	0.00%	UCITS / OGAW	Yes
Fund domicile	Luxembourg	Redemption charge	0.00%	Performance fee	0.00%
Tranch volume	(09/25/2024) USD 58.98 mill.	Ongoing charges	-	Redeployment fee	0.00%
Total volume	(09/25/2024) USD 3,690.39 mill.	Dividends		Investment company	
Launch date	6/12/2013	11.09.2024	1.86 USD	JPMorgan AM (EU)	
KESr report funds	Yes	13.09.2023	1.74 USD	PO Box 275, 2012, Luxembourg	
Business year start	01.07.	14.09.2022	1.52 USD	Luxembourg	
Sustainability type	-	09.09.2021	1.51 USD	https://www.jpmorganassetmanagement.de	
Fund manager	Clare Hart, Andrew Brandon, David Silberman	10.09.2020	0.59 USD		

Performance	1M	6M	YTD	1Y	2Y	3Y	5Y	Since start
Performance	+1.06%	+7.30%	+14.70%	+23.24%	+38.81%	+25.07%	+72.90%	+185.44%
Performance p.a.	-	-	-	+23.17%	+17.82%	+7.75%	+11.56%	+9.73%
Sharpe ratio	0.93	1.01	1.62	1.83	1.10	0.28	0.43	0.41
Volatility	10.99%	11.50%	10.65%	10.87%	13.13%	15.57%	19.00%	15.45%
Worst month	-	-2.40%	-2.40%	-4.65%	-6.68%	-8.87%	-14.57%	-14.57%
Best month	-	4.08%	5.81%	6.65%	9.18%	9.18%	15.64%	15.64%
Maximum loss	-3.21%	-5.91%	-5.91%	-5.91%	-11.00%	-17.04%	-39.09%	-

Distribution permission

Austria, Germany, Switzerland, United Kingdom, Czech Republic

1 Important note on update status: The displayed date refers exclusively to the calculation of the NAV.

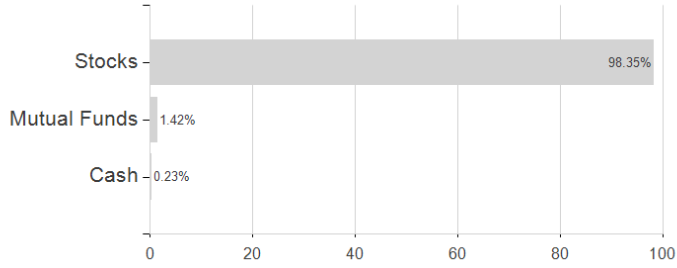
2 The Mountain-View Data Fund Rating calculates a comparative ranking for funds using yield, volatility and trend data. For more information visit [MVD Funds Rating](#)

3 Displays the Ethical-Dynamical Ratio calculated according to standard criteria. The maximum value is 100. For more information visit [EDA](#)

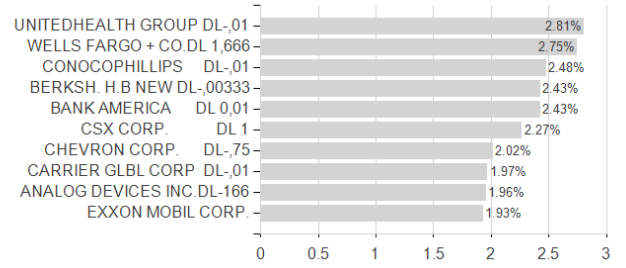
**JPMorgan Funds - US Value Fund C (dist) - USD / LU0828467430 / A1J8X4 / JPMorgan AM (EU)**

Assessment Structure

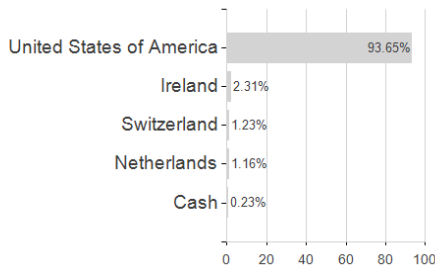
Assets



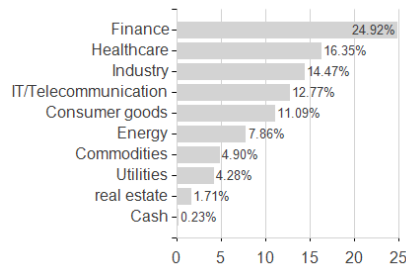
Largest positions



Countries



Branches



Currencies

