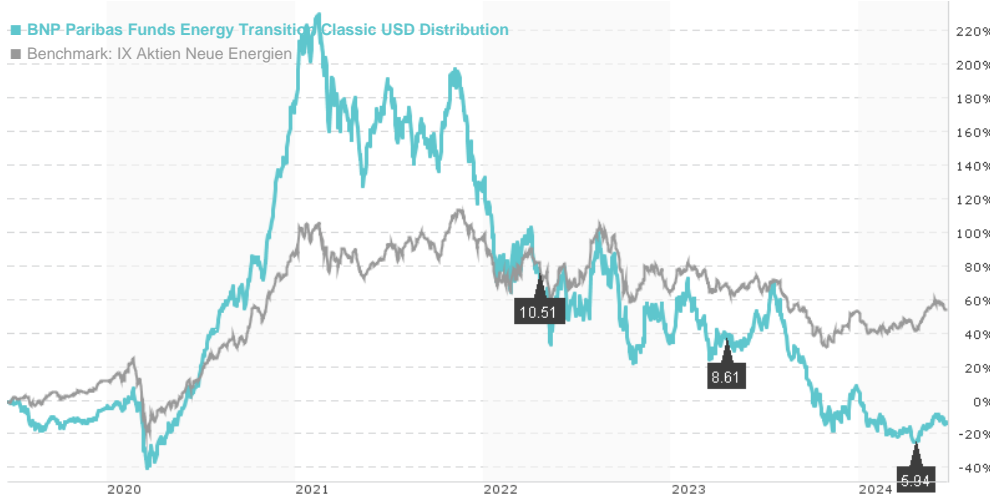


BNP Paribas Funds Energy Transition Classic USD Distribution / LU0823414551 / A1T8W1 / BNP PARIBAS AM (LU)

Last 06/19/2024 ¹	Region	Branch	Type of yield	Type
236.18 USD	Worldwide	Sector Energy	paying dividend	Equity Fund



Risk key figures

SRI	1	2	3	4	5	6	7	
Mountain-View Funds Rating ²							EDA ³	92

Yearly Performance

2023	-23.17%
2022	-39.57%
2021	-16.85%
2020	+188.39%
2019	+2.55%

Master data		Conditions		Other figures	
Fund type	Single fund	Issue surcharge	3.00%	Minimum investment	UNT 0
Category	Equity	Planned administr. fee	0.00%	Savings plan	-
Sub category	Sector Energy	Deposit fees	0.00%	UCITS / OGAW	Yes
Fund domicile	Luxembourg	Redemption charge	0.00%	Performance fee	0.00%
Tranch volume	(06/19/2024) EUR 5.87 mill.	Ongoing charges	-	Redeployment fee	0.00%
Total volume	(06/18/2024) EUR 977.71 mill.	Dividends		Investment company	
Launch date	5/17/2013	19.04.2024	5.94 USD	BNP PARIBAS AM (LU)	
KESt report funds	No	19.04.2023	8.61 USD	10, rue Edward Steichen, 2540, Luxembourg	
Business year start	01.01.	20.04.2022	10.51 USD	Luxembourg	
Sustainability type	New energies	20.04.2021	15.26 USD	https://www.bnpparibas-am.com	
Fund manager	Ulrik FUGMANN	20.04.2020	6.59 USD		

Performance	1M	6M	YTD	1Y	2Y	3Y	5Y	Since start
Performance	+2.18%	-18.13%	-18.37%	-42.37%	-44.60%	-67.81%	-10.15%	-42.94%
Performance p.a.	-	-	-	-42.28%	-25.57%	-31.49%	-2.11%	-4.93%
Sharpe ratio	0.94	-1.18	-1.29	-1.24	-0.73	-0.87	-0.15	-0.29
Volatility	29.29%	31.20%	30.30%	37.06%	40.04%	40.37%	38.14%	30.11%
Worst month	-	-18.31%	-18.31%	-20.41%	-20.41%	-20.41%	-26.76%	-26.76%
Best month	-	14.40%	14.40%	14.40%	19.05%	19.05%	36.24%	36.24%
Maximum loss	-7.20%	-30.66%	-27.86%	-55.72%	-62.24%	-74.58%	-77.06%	-

Distribution permission

Austria, Germany, Switzerland, United Kingdom

¹ Important note on update status: The displayed date refers exclusively to the calculation of the NAV.

² The Mountain-View Data Fund Rating calculates a comparative ranking for funds using yield, volatility and trend data. For more information visit [MVD Funds Rating](#)

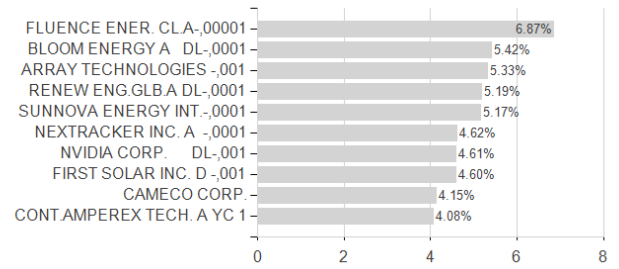
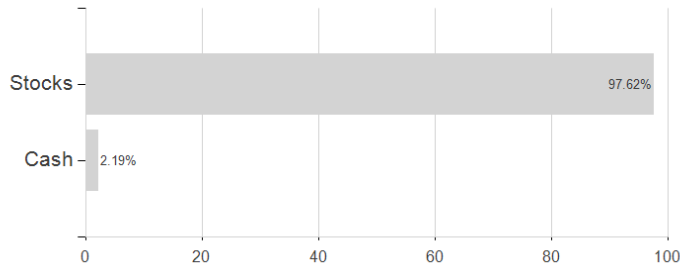
³ Displays the Ethical-Dynamical Ratio calculated according to standard criteria. The maximum value is 100. For more information visit [EDA](#)

BNP Paribas Funds Energy Transition Classic USD Distribution / LU0823414551 / A1T8W1 / BNP PARIBAS AM (LU)

Assessment Structure

Assets

Largest positions



Countries

Branches

Currencies

