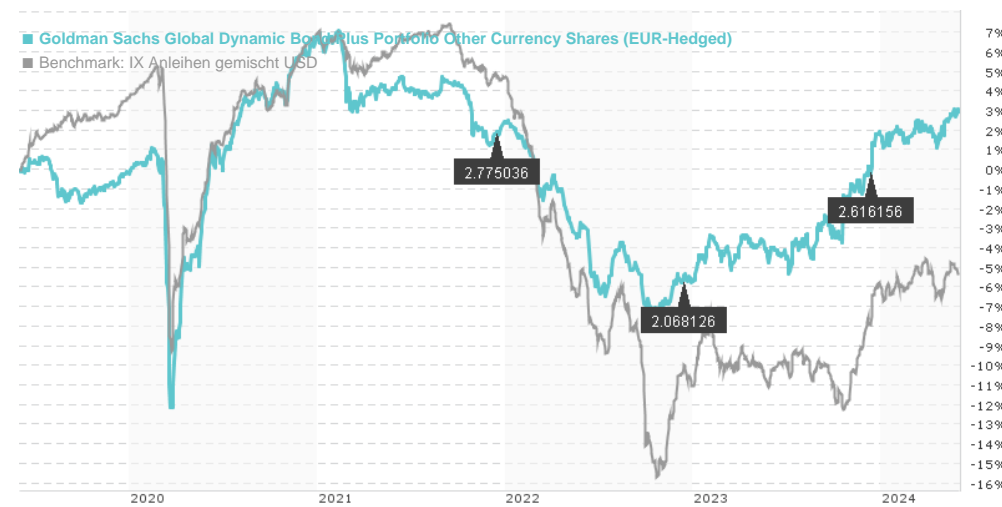


## Goldman Sachs Global Dynamic Bond Plus Portfolio Other Currency Shares (EUR-Hedged) / LU0906949010 / A1T8F7

Last 05/30/2024 <sup>1</sup>	Region	Branch	Type of yield	Type
75.93 EUR	Worldwide	Bonds: Mixed	paying dividend	Fixed-Income Fund



## Risk key figures

SRI 1 2 3 4 5 6 7

Mountain-View Funds Rating<sup>2</sup>EDA<sup>3</sup>

-

## Yearly Performance

2023	+7.95%
2022	-7.88%
2021	-4.10%
2020	+6.98%
2019	+2.92%

Master data		Conditions		Other figures	
Fund type	Single fund	Issue surcharge	5.50%	Minimum investment	EUR 5,000.00
Category	Bonds	Planned administr. fee	0.00%	Savings plan	-
Sub category	Bonds: Mixed	Deposit fees	0.00%	UCITS / OGAW	Yes
Fund domicile	Luxembourg	Redemption charge	0.00%	Performance fee	0.00%
Tranch volume	(05/30/2024) USD 8.92 mill.	Ongoing charges	-	Redeployment fee	0.00%
Total volume	(05/30/2024) USD 301.16 mill.	Dividends		Investment company	
Launch date	3/27/2013	11.12.2023	2.62 EUR	Goldman Sachs AM BV Schenkkade 65, 2509, LL Den Haag Netherlands www.gsam.com	
KESr report funds	Yes	12.12.2022	2.07 EUR		
Business year start	01.12.	13.12.2021	2.78 EUR		
Sustainability type	-	14.12.2020	2.50 EUR		
Fund manager	Sophia Ferguson, Puran Narwani	09.12.2019	2.68 EUR		

Performance	1M	6M	YTD	1Y	2Y	3Y	5Y	Since start
Performance	+0.88%	+3.20%	+1.11%	+7.68%	+6.06%	-1.10%	+3.07%	-0.58%
Performance p.a.	-	-	-	+7.66%	+2.99%	-0.37%	+0.61%	-0.05%
Sharpe ratio	2.40	0.84	-0.36	0.92	-0.20	-1.16	-0.75	-1.07
Volatility	3.09%	3.35%	2.98%	4.24%	3.96%	3.60%	4.22%	3.58%
Worst month	-	-0.38%	-0.38%	-0.50%	-2.91%	-2.91%	-8.43%	-8.43%
Best month	-	2.11%	2.11%	2.11%	2.11%	2.11%	4.48%	4.48%
Maximum loss	-0.34%	-1.35%	-1.35%	-1.46%	-4.94%	-11.80%	-13.74%	-

## Distribution permission

Austria, Germany, Switzerland, United Kingdom, Luxembourg

<sup>1</sup> Important note on update status: The displayed date refers exclusively to the calculation of the NAV.<sup>2</sup> The Mountain-View Data Fund Rating calculates a comparative ranking for funds using yield, volatility and trend data. For more information visit [MVD Funds Rating](#)<sup>3</sup> Displays the Ethical-Dynamical Ratio calculated according to standard criteria. The maximum value is 100. For more information visit [EDA](#)

## Goldman Sachs Global Dynamic Bond Plus Portfolio Other Currency Shares (EUR-Hedged) / LU0906949010 / A1T8F7

### Investment strategy

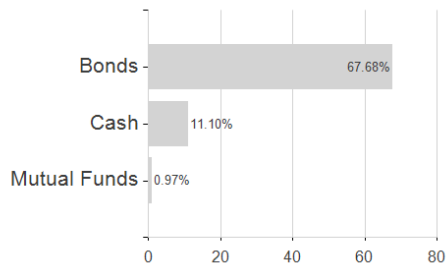
The Portfolio will mostly invest in publicly traded securities, currencies and financial derivative instruments, mostly in the global fixed income and currency markets. Cash and cash like instruments such as money market funds may also be held for temporary purposes to meet operational needs and to maintain liquidity or otherwise as the Investment Adviser sees fit. The Portfolio may invest in convertible (securities that can be converted into other type of securities). These convertibles may include contingent convertible bonds ("CoCos") of banks, finance and insurance companies which have a particular risk profile as set out below. The Portfolio promotes environmental and/or social characteristics, however, does not commit to making any sustainable investments. As part of its investment process, the Investment Adviser will implement a multi-strategy approach to ESG which may consist of the application of exclusionary screens and the integration of ESG factors alongside traditional factors.

### Investment goal

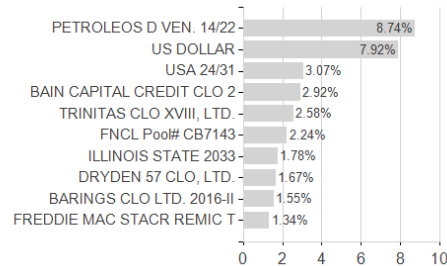
The Portfolio seeks to provide income and capital growth over the longer term.

### Assessment Structure

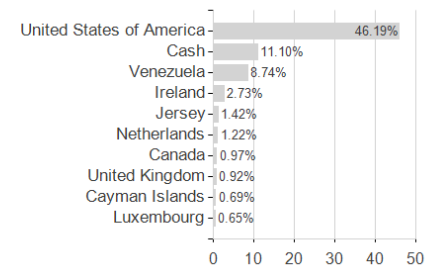
#### Assets



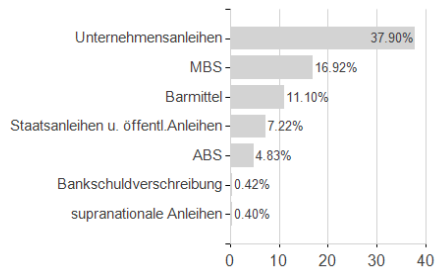
#### Largest positions



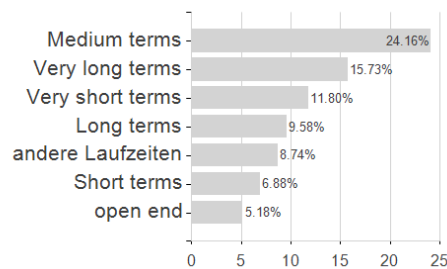
#### Countries



#### Issuer



#### Duration



#### Currencies

