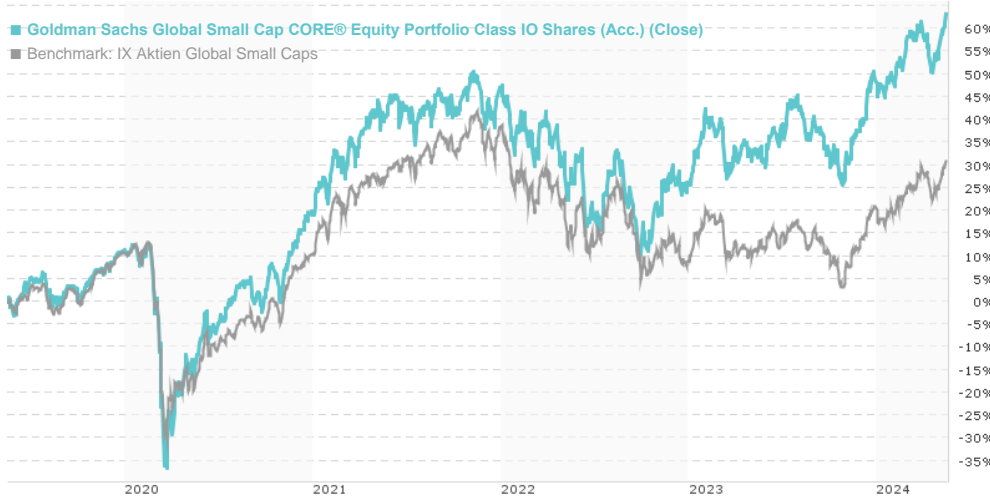


Goldman Sachs Global Small Cap CORE® Equity Portfolio Class IO Shares (Acc.) (Close) / LU0262422404 / A0KEBQ /

Last 05/15/2024¹	Region	Branch	Type of yield	Type
37.72 USD	Worldwide	Mixed Sectors	reinvestment	Equity Fund

■ Goldman Sachs Global Small Cap CORE® Equity Portfolio Class IO Shares (Acc.) (Close)
■ Benchmark: IX Aktien Global Small Caps



Risk key figures

SRI 1 2 3 4 5 6 7

Mountain-View Funds Rating²



EDA³

74

Yearly Performance

2023	+17.96%
2022	-14.03%
2021	+22.36%
2020	+7.90%
2019	+26.35%

Master data		Conditions		Other figures	
Fund type	Single fund	Issue surcharge	0.00%	Minimum investment	UNT 0
Category	Equity	Planned administr. fee	0.00%	Savings plan	-
Sub category	Mixed Sectors	Deposit fees	0.00%	UCITS / OGAW	Yes
Fund domicile	Luxembourg	Redemption charge	0.00%	Performance fee	0.00%
Tranch volume	(05/15/2024) USD 47.29 mill.	Ongoing charges	-	Redeployment fee	0.00%
Total volume	(05/16/2024) USD 985.59 mill.	Dividends		Investment company	
Launch date	11/30/2007	Goldman Sachs AM BV			
KESr report funds	Yes	Schenkkade 65, 2509, LL Den Haag			
Business year start	01.12.	Netherlands			
Sustainability type	-	www.gsam.com			
Fund manager	-				

Performance	1M	6M	YTD	1Y	2Y	3Y	5Y	Since start
Performance	+6.80%	+19.75%	+9.62%	+22.27%	+29.22%	+15.18%	+61.68%	+240.43%
Performance p.a.	-	-	-	+22.20%	+13.68%	+4.83%	+10.07%	+9.85%
Sharpe ratio	9.06	3.17	1.99	1.32	0.56	0.06	0.30	0.37
Volatility	13.10%	12.61%	12.38%	13.95%	17.71%	17.48%	20.60%	16.19%
Worst month	-	-4.93%	-4.93%	-5.29%	-10.54%	-10.54%	-22.38%	-22.38%
Best month	-	8.35%	8.21%	8.35%	10.13%	10.13%	14.33%	21.21%
Maximum loss	-1.53%	-6.86%	-6.86%	-13.67%	-17.70%	-26.92%	-43.72%	-

Distribution permission

Austria, Germany, Switzerland, United Kingdom, Luxembourg

1 Important note on update status: The displayed date refers exclusively to the calculation of the NAV.

2 The Mountain-View Data Fund Rating calculates a comparative ranking for funds using yield, volatility and trend data. For more information visit [MVD Funds Rating](#)3 Displays the Ethical-Dynamical Ratio calculated according to standard criteria. The maximum value is 100. For more information visit [EDA](#)

Goldman Sachs Global Small Cap CORE® Equity Portfolio Class IO Shares (Acc.) (Close) / LU0262422404 / A0KEBQ /

Investment strategy

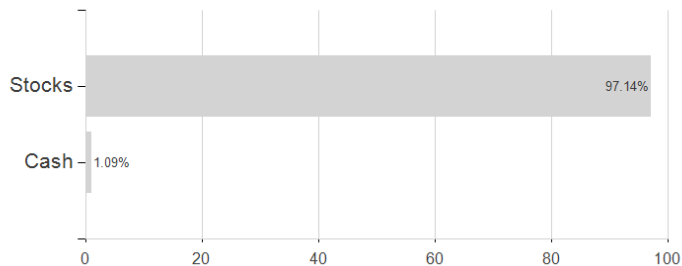
The Portfolio will mostly hold shares or similar instruments relating to companies anywhere in the world which have a market capital value no greater than the company with the largest market capital value in the S&P Developed Small Cap Index at the time the investment is made. The Portfolio may also invest in companies which do not meet this requirement. The Portfolio utilises the CORE strategy, a multi-factor proprietary model developed by Goldman Sachs which aims to forecast returns on securities. The Portfolio will not invest more than 33% of its assets in bonds issued by corporate or government entities, convertibles (securities that can be converted into other types of securities), money market instruments and non-share related instruments. The Portfolio may use derivative instruments for efficient portfolio management purposes, to help manage risks and for investment purposes in order to seek to increase return. A derivative instrument is a contract between two or more parties whose value depends on the rise and fall of other underlying assets.

Investment goal

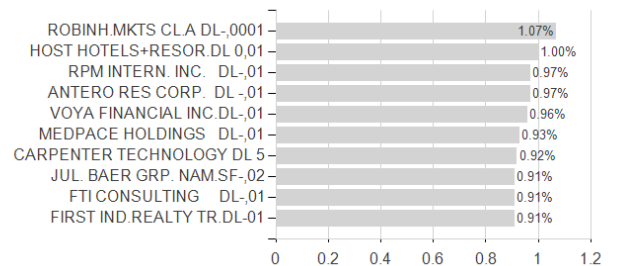
The Portfolio seeks to provide capital growth over the longer term.

Assessment Structure

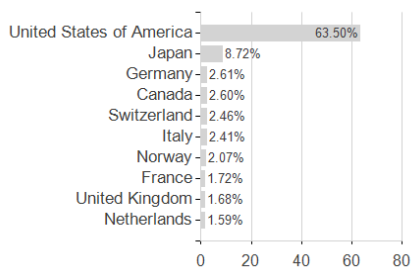
Assets



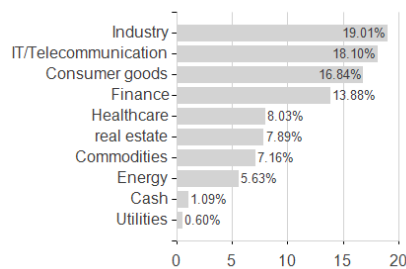
Largest positions



Countries



Branches



Currencies

