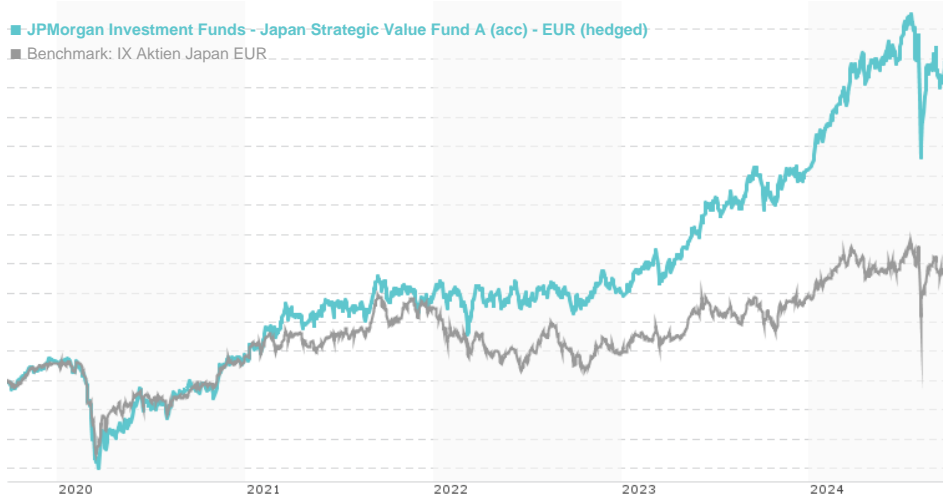


JPMorgan Investment Funds - Japan Strategic Value Fund A (acc) - EUR (hedged) / LU0329204977 / A0M60R /

Last 09/20/2024 ¹	Country	Branch	Type of yield	Type
234.36 EUR	Japan	Mixed Sectors	reinvestment	Equity Fund



Risk key figures

SRI	1	2	3	4	5	6	7
Mountain-View Funds Rating ²	EDA ³						
	77						

Yearly Performance

2023	+32.01%
2022	+1.52%
2021	+18.39%
2020	+1.91%
2019	+13.08%

Master data		Conditions		Other figures	
Fund type	Single fund	Issue surcharge	5.00%	Minimum investment	USD 35,000.00
Category	Equity	Planned administr. fee	0.00%	Savings plan	-
Sub category	Mixed Sectors	Deposit fees	0.00%	UCITS / OGAW	Yes
Fund domicile	Luxembourg	Redemption charge	0.50%	Performance fee	0.00%
Tranch volume	(09/20/2024) JPY 23.91 mill.	Ongoing charges	-	Redeployment fee	0.00%
Total volume	(09/20/2024) JPY 71,920.99 mill.	Dividends		Investment company	
Launch date	3/21/2013	JPMorgan AM (EU)			
KESr report funds	Yes	PO Box 275, 2012, Luxembourg			
Business year start	01.01.	Luxembourg			
Sustainability type	-	https://www.jpmorganassetmanagement.de			
Fund manager	Geoff Hoare, Masaki Uchida				

Performance	1M	6M	YTD	1Y	2Y	3Y	5Y	Since start
Performance	+0.48%	+1.03%	+21.13%	+21.62%	+60.64%	+57.38%	+110.06%	+187.91%
Performance p.a.	-	-	-	+21.55%	+26.70%	+16.32%	+15.98%	+9.62%
Sharpe ratio	0.12	-0.05	1.17	0.84	1.28	0.72	0.64	0.31
Volatility	19.23%	26.80%	23.50%	21.73%	18.19%	17.90%	19.53%	19.62%
Worst month	-	-3.08%	-3.08%	-3.08%	-5.85%	-5.85%	-12.25%	-12.25%
Best month	-	7.16%	8.15%	8.15%	8.15%	8.15%	11.98%	12.21%
Maximum loss	-6.40%	-21.62%	-21.62%	-21.62%	-21.62%	-21.62%	-34.98%	-

Distribution permission

Austria, Germany, Switzerland, United Kingdom, Luxembourg, Czech Republic

1 Important note on update status: The displayed date refers exclusively to the calculation of the NAV.

2 The Mountain-View Data Fund Rating calculates a comparative ranking for funds using yield, volatility and trend data. For more information visit [MVD Funds Rating](#)

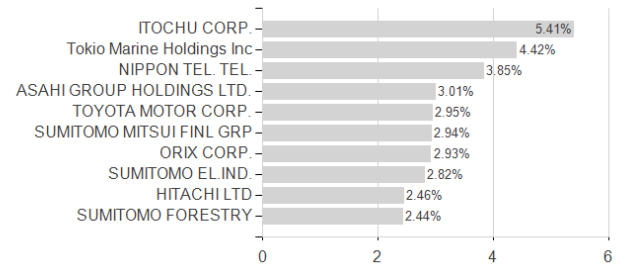
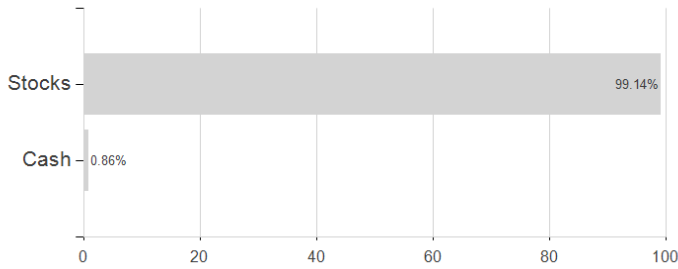
JPMorgan Investment Funds - Japan Strategic Value Fund A (acc) - EUR (hedged) / LU0329204977 / A0M60R /

3 Displays the Ethical-Dynamical Ratio calculated according to standard criteria. The maximum value is 100. For more information visit [EDA](#)

Assessment Structure

Assets

Largest positions



Countries

Branches

Currencies

