

JPMorgan Funds - Europe Equity Fund C (dist) - USD / LU0822044151 / A1J365 / JPMorgan AM (EU)

Last 09/20/2024 ¹	Region	Branch	Type of yield	Type
221.78 USD	Europe	Mixed Sectors	paying dividend	Equity Fund

JPMorgan Funds - Europe Equity Fund C (dist) - USD
Benchmark: IX Aktien Europa USD



Risk key figures

SRI	1	2	3	4	5	6	7
-----	---	---	---	---	---	---	---

Mountain-View Funds Rating ²	EDA ³
▲▲▲▲▲	67

Yearly Performance

2023	+20.75%
2022	-13.98%
2021	+19.87%
2020	+7.15%
2019	+23.33%

Master data		Conditions		Other figures	
Fund type	Single fund	Issue surcharge	0.00%	Minimum investment	USD 10,000,000.00
Category	Equity	Planned administr. fee	0.00%	Savings plan	-
Sub category	Mixed Sectors	Deposit fees	0.00%	UCITS / OGAW	Yes
Fund domicile	Luxembourg	Redemption charge	0.00%	Performance fee	0.00%
Tranch volume	(09/20/2024) EUR 3.74 mill.	Ongoing charges	-	Redeployment fee	0.00%
Total volume	(09/20/2024) EUR 993.59 mill.	Dividends		Investment company	
Launch date	3/15/2013	11.09.2024	5.49 USD	JPMorgan AM (EU)	
KESt report funds	Yes	13.09.2023	4.97 USD	PO Box 275, 2012, Luxembourg	
Business year start	01.07.	14.09.2022	4.85 USD	Luxembourg	
Sustainability type	-	09.09.2021	4.00 USD	https://www.jpmorganassetmanagement.de	
Fund manager	Alexander Fitzalan Howard, Philippa Clough, Joanna Crompton	10.09.2020	2.97 USD		

Performance	1M	6M	YTD	1Y	2Y	3Y	5Y	Since start
Performance	+0.71%	+6.89%	+12.05%	+20.57%	+53.75%	+22.97%	+62.47%	+129.66%
Performance p.a.	-	-	-	+20.51%	+23.96%	+7.13%	+10.18%	+7.48%
Sharpe ratio	0.52	0.74	1.01	1.26	1.32	0.20	0.34	0.24
Volatility	10.04%	14.46%	13.64%	13.53%	15.61%	18.03%	19.68%	16.98%
Worst month	-	-2.05%	-2.05%	-3.39%	-8.14%	-11.12%	-16.96%	-16.96%
Best month	-	4.93%	5.04%	9.00%	12.25%	12.25%	18.78%	18.78%
Maximum loss	-4.11%	-7.62%	-7.62%	-7.62%	-9.80%	-30.58%	-37.96%	-

Distribution permission

Austria, Germany, Switzerland, United Kingdom, Czech Republic

1 Important note on update status: The displayed date refers exclusively to the calculation of the NAV.

2 The Mountain-View Data Fund Rating calculates a comparative ranking for funds using yield, volatility and trend data. For more information visit [MVD Funds Rating](#)

3 Displays the Ethical-Dynamical Ratio calculated according to standard criteria. The maximum value is 100. For more information visit [EDA](#)

JPMorgan Funds - Europe Equity Fund C (dist) - USD / LU0822044151 / A1J365 / JPMorgan AM (EU)

Investment strategy

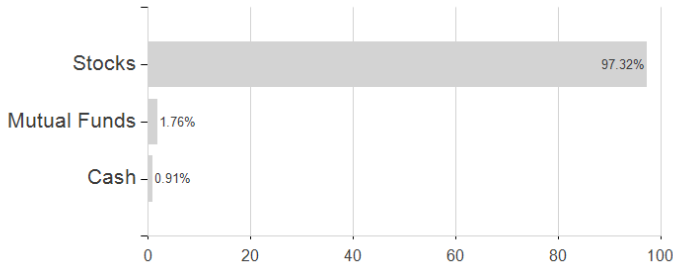
At least 67% of assets invested in equities of companies that are domiciled, or carrying out the main part of their economic activity, in a European Country. At least 51% of assets are invested in companies with positive environmental and/or social characteristics that follow good governance practices as measured through the Investment Manager's proprietary ESG scoring methodology and/or third party data. The Sub-Fund invests at least 10% of assets excluding Ancillary Liquid Assets, Deposits with Credit Institutions, money market instruments, money market funds and derivatives for EPM, in Sustainable Investments, as defined under SFDR, contributing to environmental or social objectives.

Investment goal

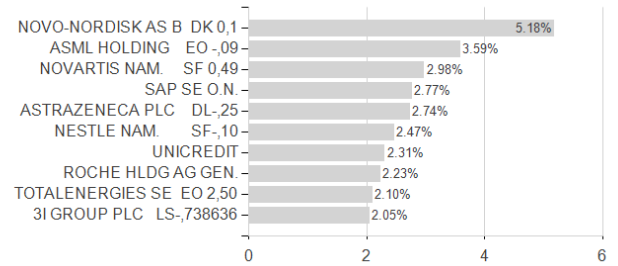
To provide long-term capital growth by investing primarily in European companies.

Assessment Structure

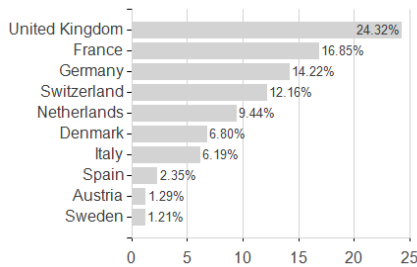
Assets



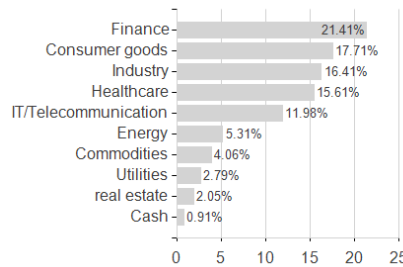
Largest positions



Countries



Branches



Currencies

