

## Vanguard SRI Europ.Stock F.GBP / IE00B76VTR58 / A1JMHN / Vanguard Group (IE)

Last 05/09/2024 <sup>1</sup>	Region	Branch	Type of yield	Type
204.44 GBP	Europe	Mixed Sectors	paying dividend	Equity Fund



## Risk key figures

SRI 1 2 3 4 5 6 7

Mountain-View Funds Rating<sup>2</sup>EDA<sup>3</sup>

## Yearly Performance

2023	+13.67%
2022	-5.54%
2021	+17.96%
2020	+3.78%
2019	+19.82%

Master data		Conditions		Other figures	
Fund type	Single fund	Issue surcharge	0.00%	Minimum investment	GBP 1,000,000.00
Category	Equity	Planned administr. fee	0.00%	Savings plan	-
Sub category	Mixed Sectors	Deposit fees	0.00%	UCITS / OGAW	Yes
Fund domicile	Ireland	Redemption charge	0.00%	Performance fee	0.00%
Tranch volume	(05/09/2024) GBP 14.26 mill.	Ongoing charges	-	Redeployment fee	0.00%
Total volume	(05/09/2024) GBP 594.36 mill.	Dividends		Investment company	
Launch date	10/25/2011	28.03.2024	1.23 GBP	Vanguard Group (IE) 30 Herbert Street, D02 W329, Dublin 2 Ireland <a href="https://www.vanguard.co.uk">https://www.vanguard.co.uk</a>	
KESr report funds	Yes	29.12.2023	0.56 GBP		
Business year start	01.01.	29.09.2023	0.74 GBP		
Sustainability type	Ethics/ecology	30.06.2023	2.96 GBP		
Fund manager	-	31.03.2023	1.13 GBP		

Performance	1M	6M	YTD	1Y	2Y	3Y	5Y	Since start
Performance	+3.62%	+16.14%	+9.05%	+13.31%	+32.29%	+27.06%	+58.47%	+193.42%
Performance p.a.	-	-	-	+13.27%	+14.99%	+8.31%	+9.63%	+8.96%
Sharpe ratio	4.51	3.61	2.61	0.91	0.84	0.32	0.35	0.33
Volatility	11.15%	8.70%	9.28%	10.40%	13.28%	14.16%	16.71%	15.52%
Worst month	-	-1.08%	-1.08%	-4.34%	-6.89%	-6.89%	-12.04%	-12.04%
Best month	-	5.38%	4.45%	5.38%	7.84%	7.84%	13.35%	13.35%
Maximum loss	-1.65%	-3.37%	-3.18%	-7.62%	-11.19%	-17.20%	-28.91%	-

## Distribution permission

Austria, Germany, Switzerland

<sup>1</sup> Important note on update status: The displayed date refers exclusively to the calculation of the NAV.<sup>2</sup> The Mountain-View Data Fund Rating calculates a comparative ranking for funds using yield, volatility and trend data. For more information visit [MVD Funds Rating](#)<sup>3</sup> Displays the Ethical-Dynamical Ratio calculated according to standard criteria. The maximum value is 100. For more information visit [EDA](#)

## Vanguard SRI Europ.Stock F.GBP / IE00B76VTR58 / A1JMHN / Vanguard Group (IE)

### Investment strategy

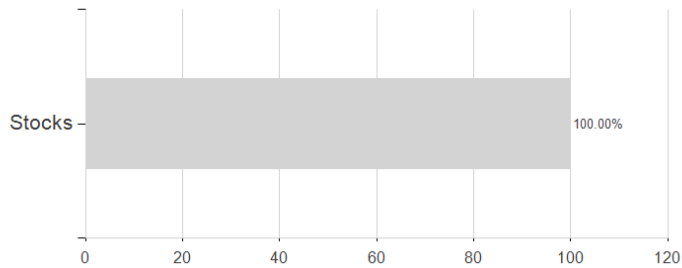
The Index includes large and mid-sized common stocks from across developed European countries that pass screening for liquidity. Liquidity means the extent to which a stock may be bought and sold without significantly distorting its price.

### Investment goal

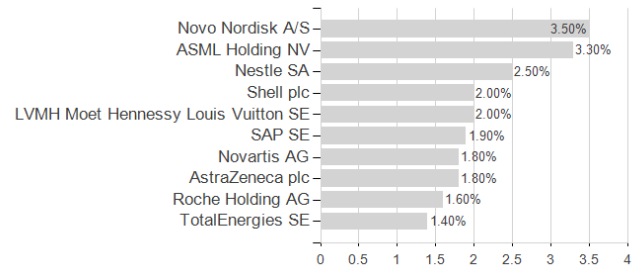
The Fund aims to provide long-term growth of capital by seeking to achieve the performance of the FTSE All-World Developed Europe Index (the "Index").

### Assessment Structure

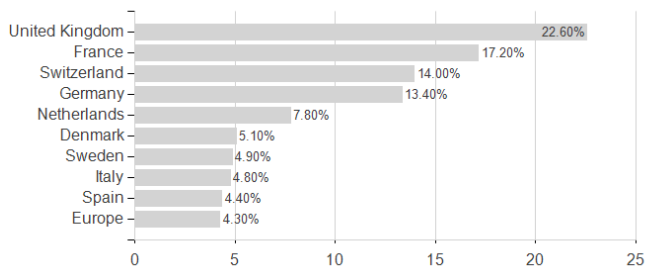
#### Assets



#### Largest positions



#### Countries



#### Branches

