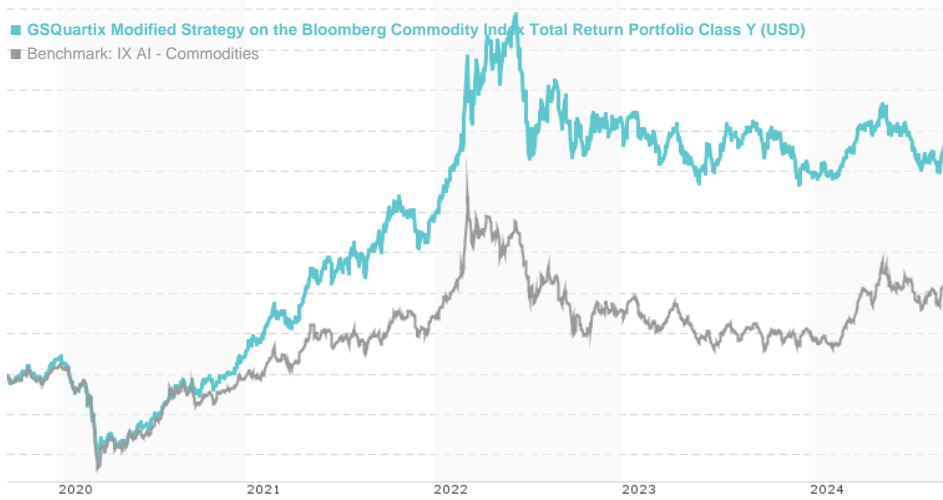


GSQuartix Modified Strategy on the Bloomberg Commodity Index Total Return Portfolio Class Y (USD) /

Last 09/24/2024 ¹	Region	Branch	Type of yield	Type
10.50 USD	Worldwide	AI Commodities	reinvestment	Alternative Investm.



Risk key figures

SRI	1	2	3	4	5	6	7
Mountain-View Funds Rating ²	EDA ³						
	-						

Yearly Performance

2023	-8.05%
2022	+18.43%
2021	+30.88%
2020	+1.74%
2019	+8.44%

Master data		Conditions		Other figures	
Fund type	Single fund	Issue surcharge	0.00%	Minimum investment	USD 75,000,000.00
Category	Alternative Investments	Planned administr. fee	0.00%	Savings plan	-
Sub category	AI Commodities	Deposit fees	0.00%	UCITS / OGAW	Yes
Fund domicile	Luxembourg	Redemption charge	0.00%	Performance fee	0.00%
Tranch volume	(09/24/2024) USD 79.11 mill.	Ongoing charges	-	Redeployment fee	0.00%
Total volume	(09/24/2024) USD 839.39 mill.	Dividends		Investment company	
Launch date	3/30/2012	Goldman Sachs AM			
KESt report funds	Yes	Friedrich-Ebert-Anlage 49, 60308, Frankfurt am Main			
Business year start	01.01.	Germany			
Sustainability type	-	https://www.gsam.com			
Fund manager	-				

Performance	1M	6M	YTD	1Y	2Y	3Y	5Y	Since start
Performance	+3.43%	+3.00%	+6.69%	+0.21%	+4.06%	+19.10%	+59.61%	+5.01%
Performance p.a.	-	-	-	+0.21%	+2.01%	+5.99%	+9.79%	+0.39%
Sharpe ratio	4.45	0.24	0.59	-0.30	-0.12	0.16	0.42	-0.23
Volatility	11.63%	10.83%	9.91%	10.71%	12.11%	16.22%	15.21%	13.37%
Worst month	-	-3.02%	-3.02%	-3.02%	-7.94%	-10.36%	-10.36%	-10.36%
Best month	-	4.55%	4.55%	4.55%	5.87%	8.24%	8.24%	8.43%
Maximum loss	-3.40%	-10.22%	-10.22%	-10.22%	-10.86%	-22.21%	-24.40%	-

Distribution permission

Austria, Germany, Switzerland, Czech Republic

¹ Important note on update status: The displayed date refers exclusively to the calculation of the NAV.

² The Mountain-View Data Fund Rating calculates a comparative ranking for funds using yield, volatility and trend data. For more information visit [MVD Funds Rating](#)

³ Displays the Ethical-Dynamical Ratio calculated according to standard criteria. The maximum value is 100. For more information visit [EDA](#)

GSQuartix Modified Strategy on the Bloomberg Commodity Index Total Return Portfolio Class Y (USD) /

Investment strategy

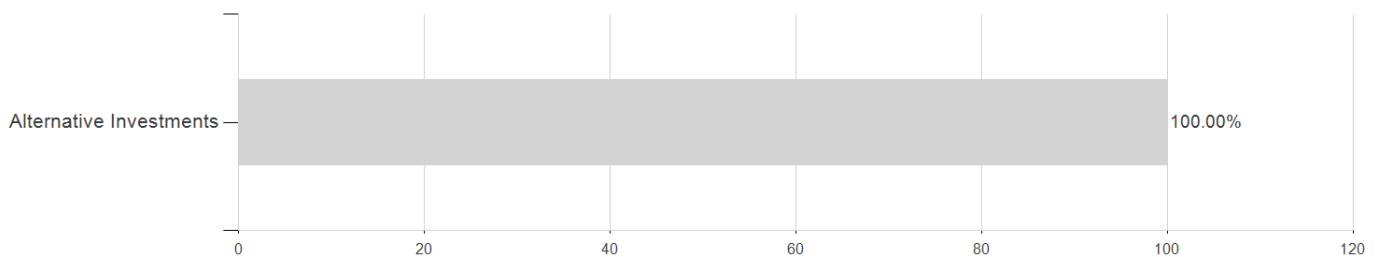
The Strategy seeks to outperform the Bloomberg Commodity Index Total Return (the "Index") by making certain adjustments to the methodology for calculating the Index, in order to capture prevailing market conditions and/or seasonal supply and demand for, or trading patterns of, the underlying commodities, as further described below. These adjustments are intended to enhance the performance of the Strategy over that of the Index. If the value of the Strategy rises, the value of your investment should also rise. If the value of the Strategy falls, the value of your investment should also fall. The Index aims to provide a broadly diversified representation of commodity markets as an asset class. The Index represents more than 20 commodities. The Index, and therefore the Strategy, is not exposed to each constituent commodity equally. Like the Index, the Strategy is made up of commodity futures. The Sub-Fund will not invest directly in the futures that make up the Strategy. Instead, the Sub-Fund will gain exposure to the Strategy under financial contracts entered into with counterparties (which may include Goldman Sachs International).

Investment goal

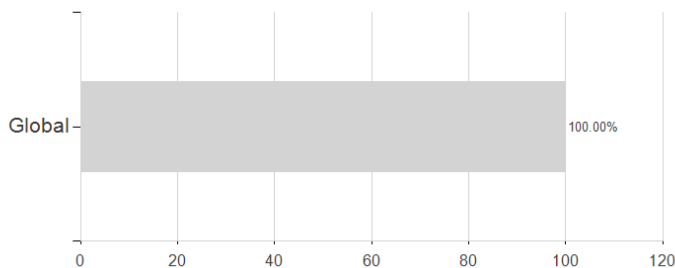
The investment objective of the Sub-Fund is to track the Goldman Sachs Modified Strategy D266 on the Bloomberg Commodity Index Total Return (the "Strategy"). The product provides the potential for capital growth. What you will receive at the end of the recommended holding period, as further described below, is not certain and will depend on the performance of the Strategy.

Assessment Structure

Assets



Countries



Branches

