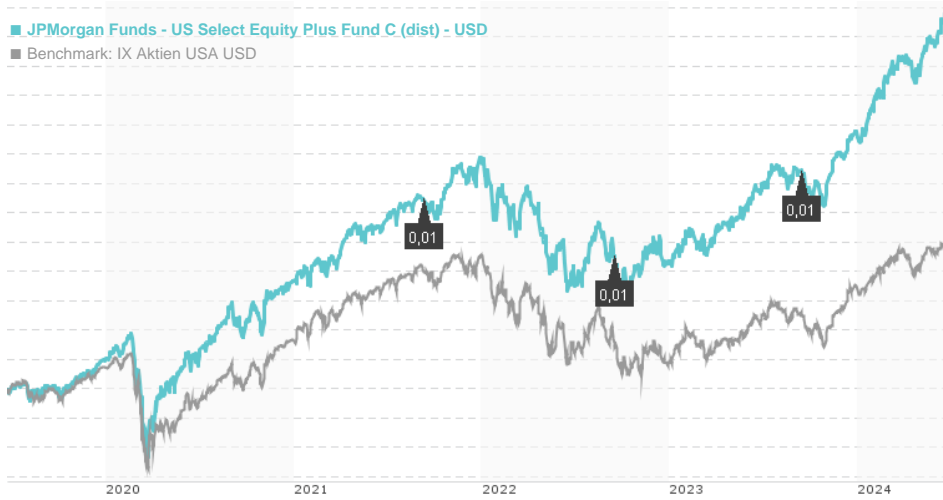


JPMorgan Funds - US Select Equity Plus Fund C (dist) - USD / LU0822049200 / A1J326 / JPMorgan AM (EU)

Last 06/21/2024 ¹	Country	Branch	Type of yield	Type
487.61 USD	United States of America	Mixed Sectors	paying dividend	Equity Fund



Risk key figures

SRI	1	2	3	4	5	6	7	
Mountain-View Funds Rating ²							EDA ³	-

Yearly Performance

2023	+31.52%
2022	-19.56%
2021	+29.78%
2020	+24.85%
2019	+29.76%

Master data		Conditions		Other figures	
Fund type	Single fund	Issue surcharge	0.00%	Minimum investment	USD 10,000,000.00
Category	Equity	Planned administr. fee	0.00%	Savings plan	-
Sub category	Mixed Sectors	Deposit fees	0.00%	UCITS / OGAW	Yes
Fund domicile	Luxembourg	Redemption charge	0.00%	Performance fee	0.00%
Tranch volume	(06/21/2024) USD 36.33 mill.	Ongoing charges	-	Redeployment fee	0.00%
Total volume	(06/21/2024) USD 5,314.51 mill.	Dividends		Investment company	
Launch date	9/26/2012	13.09.2023	0.01 USD	JPMorgan AM (EU)	
KESr report funds	Yes	14.09.2022	0.01 USD	PO Box 275, 2012, Luxembourg	
Business year start	01.07.	09.09.2021	0.01 USD	Luxembourg	
Sustainability type	-	10.09.2020	0.01 USD	https://www.jpmorganassetmanagement.de	
Fund manager	Susan Bao, Steven Lee	05.09.2019	0.01 USD		

Performance	1M	6M	YTD	1Y	2Y	3Y	5Y	Since start
Performance	+3.19%	+21.90%	+20.11%	+34.83%	+65.50%	+46.72%	+125.84%	+409.78%
Performance p.a.	-	-	-	+34.72%	+28.60%	+13.62%	+17.67%	+14.88%
Sharpe ratio	3.99	3.61	3.47	2.61	1.57	0.57	0.72	0.69
Volatility	10.29%	12.48%	12.73%	11.92%	15.93%	17.43%	19.46%	16.32%
Worst month	-	-1.51%	-1.51%	-3.95%	-8.91%	-8.91%	-11.00%	-11.00%
Best month	-	5.39%	5.39%	9.62%	10.40%	10.40%	12.63%	12.63%
Maximum loss	-1.47%	-4.36%	-4.36%	-8.00%	-16.56%	-26.87%	-35.48%	-

Distribution permission

Austria, Germany, Switzerland, United Kingdom

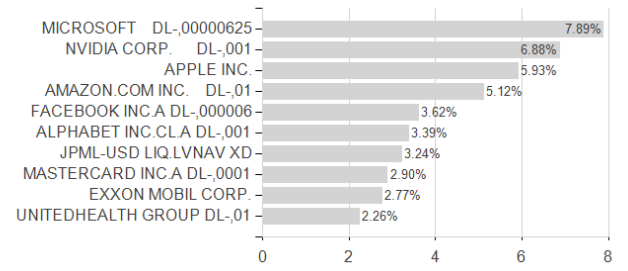
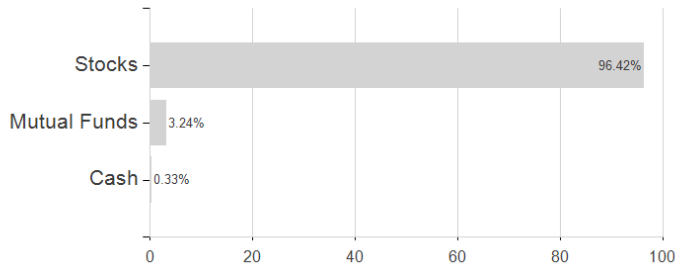
1 Important note on update status: The displayed date refers exclusively to the calculation of the NAV.
 2 The Mountain-View Data Fund Rating calculates a comparative ranking for funds using yield, volatility and trend data. For more information visit [MVD Funds Rating](#)
 3 Displays the Ethical-Dynamical Ratio calculated according to standard criteria. The maximum value is 100. For more information visit [EDA](#)

JPMorgan Funds - US Select Equity Plus Fund C (dist) - USD / LU0822049200 / A1J326 / JPMorgan AM (EU)

Assessment Structure

Assets

Largest positions



Countries

Branches

Currencies

