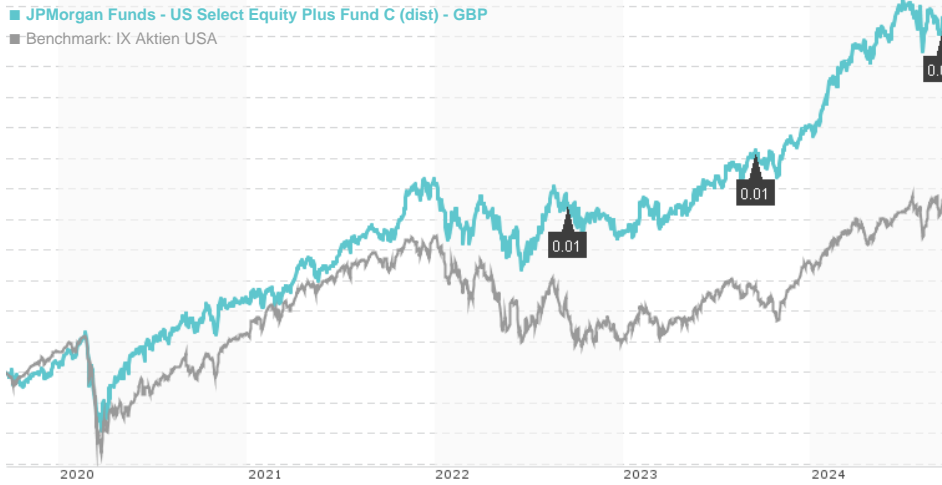


**JPMorgan Funds - US Select Equity Plus Fund C (dist) - GBP / LU0822049119 / A1J325 / JPMorgan AM (EU)**

Last 09/19/2024 <sup>1</sup>	Country	Branch	Type of yield	Type
<b>382.44 GBP</b>	United States of America	Mixed Sectors	paying dividend	Equity Fund



**Risk key figures**

SRI: 1 2 3 **4** 5 6 7

Mountain-View Funds Rating<sup>2</sup> EDA<sup>3</sup>



**Yearly Performance**

2023	+24.74%
2022	-9.98%
2021	+31.16%
2020	+20.76%
2019	+25.70%

**Master data**      **Conditions**      **Other figures**

Fund type	Single fund	Issue surcharge	0.00%	Minimum investment	USD 10,000,000.00
Category	Equity	Planned administr. fee	0.00%	Savings plan	-
Sub category	Mixed Sectors	Deposit fees	0.00%	UCITS / OGAW	Yes
Fund domicile	Luxembourg	Redemption charge	0.00%	Performance fee	0.00%
Tranch volume	(09/19/2024) USD 10.10 mill.	Ongoing charges	-	Redeployment fee	0.00%
Total volume	(09/19/2024) USD 6,031.09 mill.	<b>Dividends</b>		<b>Investment company</b>	
Launch date	9/26/2012	11.09.2024	0.01 GBP	JPMorgan AM (EU)	
KESr report funds	No	13.09.2023	0.01 GBP	PO Box 275, 2012, Luxembourg	
Business year start	01.07.	14.09.2022	0.01 GBP	Luxembourg	
Sustainability type	-	09.09.2021	0.01 GBP	https://www.jpmorganassetmanagement.de	
Fund manager	Susan Bao, Steven Lee	10.09.2020	0.01 GBP		

Performance	1M	6M	YTD	1Y	2Y	3Y	5Y	Since start
Performance	-0.19%	+7.78%	+20.00%	+27.31%	+41.69%	+51.40%	+118.15%	+545.91%
Performance p.a.	-	-	-	+27.22%	+19.01%	+14.83%	+16.86%	+16.84%
Sharpe ratio	-0.53	0.92	1.92	1.90	1.10	0.70	0.75	0.82
Volatility	10.55%	13.61%	13.32%	12.57%	14.15%	16.16%	17.86%	16.23%
Worst month	-	-2.46%	-2.46%	-2.46%	-3.56%	-7.43%	-8.74%	-9.21%
Best month	-	6.58%	6.58%	6.58%	6.58%	11.13%	11.77%	11.77%
Maximum loss	-3.86%	-7.62%	-7.62%	-7.62%	-7.83%	-18.23%	-28.52%	-

**Distribution permission**

Austria, Germany, Switzerland, United Kingdom, Czech Republic

<sup>1</sup> Important note on update status: The displayed date refers exclusively to the calculation of the NAV.

<sup>2</sup> The Mountain-View Data Fund Rating calculates a comparative ranking for funds using yield, volatility and trend data. For more information visit [MVD Funds Rating](#)

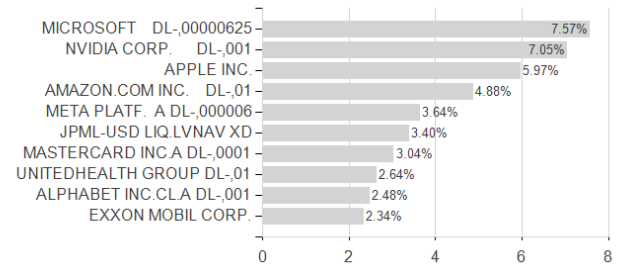
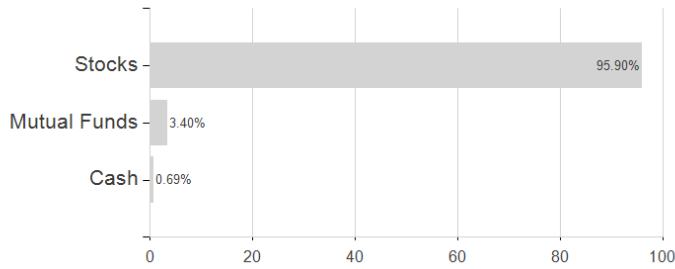
<sup>3</sup> Displays the Ethical-Dynamical Ratio calculated according to standard criteria. The maximum value is 100. For more information visit [EDA](#)

**JPMorgan Funds - US Select Equity Plus Fund C (dist) - GBP / LU0822049119 / A1J325 / JPMorgan AM (EU)**

Assessment Structure

Assets

Largest positions



Countries

Branches

Currencies

