

TBF GLOBAL INCOME EUR R / DE000A1JUV78 / A1JUV7 / HANSAINVEST

Last 09/25/2024 ¹	Region	Branch	Type of yield	Type
103.58 EUR	Worldwide	Mixed Fund/Focus Bonds	paying dividend	Mixed Fund



Risk key figures

SRI	1	2	3	4	5	6	7
Mountain-View Funds Rating ²	EDA ³						
	77						

Yearly Performance

2023	+11.21%
2022	-7.14%
2021	-2.17%
2020	+2.85%
2019	+7.96%

Master data		Conditions		Other figures	
Fund type	Single fund	Issue surcharge	3.00%	Minimum investment	UNT 0
Category	Mixed Fund	Planned administr. fee	0.00%	Savings plan	Yes
Sub category	Mixed Fund/Focus Bonds	Deposit fees	0.04%	UCITS / OGAW	Yes
Fund domicile	Germany	Redemption charge	0.00%	Performance fee	0.00%
Tranch volume	(09/25/2024) EUR 39.97 mill.	Ongoing charges	-	Redeployment fee	0.00%
Total volume	(09/25/2024) EUR 118.95 mill.	Dividends		Investment company	
Launch date	9/3/2012	16.02.2024	3.50 EUR	HANSAINVEST	
KESt report funds	Yes	17.02.2023	3.50 EUR	Kapstadtring 8, 22297, Hamburg	
Business year start	01.01.	18.02.2022	3.50 EUR	Germany	
Sustainability type	-	18.02.2021	3.50 EUR	https://www.hansainvest.com	
Fund manager	TBF Global Asset Management GmbH	18.02.2020	3.50 EUR		

Performance	1M	6M	YTD	1Y	2Y	3Y	5Y	Since start
Performance	+1.00%	+4.10%	+5.58%	+12.11%	+20.49%	+8.40%	+8.67%	+41.50%
Performance p.a.	-	-	-	+12.08%	+9.77%	+2.73%	+1.68%	+2.92%
Sharpe ratio	3.74	1.27	1.14	2.14	1.48	-0.13	-0.32	-0.11
Volatility	2.55%	3.85%	3.78%	4.07%	4.32%	5.01%	5.40%	4.26%
Worst month	-	-1.94%	-1.94%	-1.94%	-5.60%	-5.60%	-8.99%	-8.99%
Best month	-	1.73%	3.56%	4.45%	4.45%	5.12%	7.76%	7.76%
Maximum loss	-0.41%	-2.50%	-2.50%	-2.50%	-3.69%	-11.58%	-17.40%	-

Distribution permission

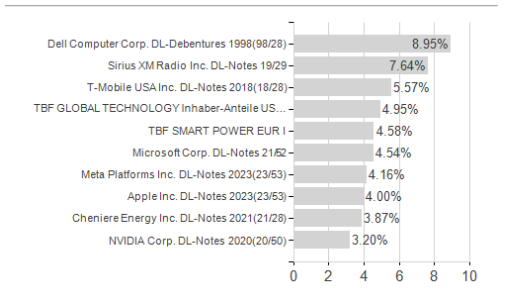
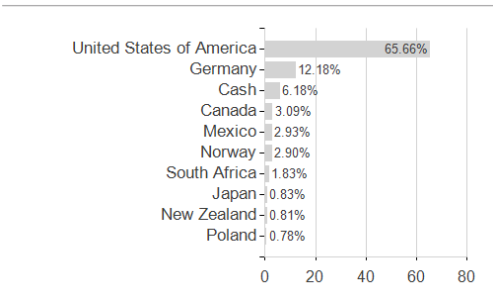
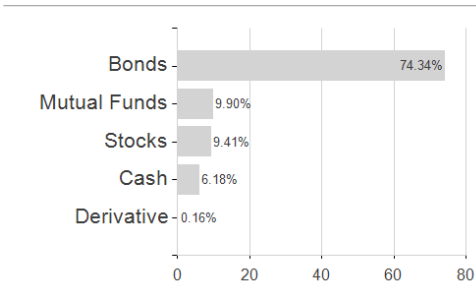
Austria, Germany, Czech Republic

¹ Important note on update status: The displayed date refers exclusively to the calculation of the NAV.
² The Mountain-View Data Fund Rating calculates a comparative ranking for funds using yield, volatility and trend data. For more information visit [MVD Funds Rating](#)
³ Displays the Ethical-Dynamical Ratio calculated according to standard criteria. The maximum value is 100. For more information visit [EDA](#)

TBF GLOBAL INCOME EUR R / DE000A1JUV78 / A1JUV7 / HANSAINVEST

Assessment Structure

Assets Countries Largest positions



Issuer

Duration

Currencies

