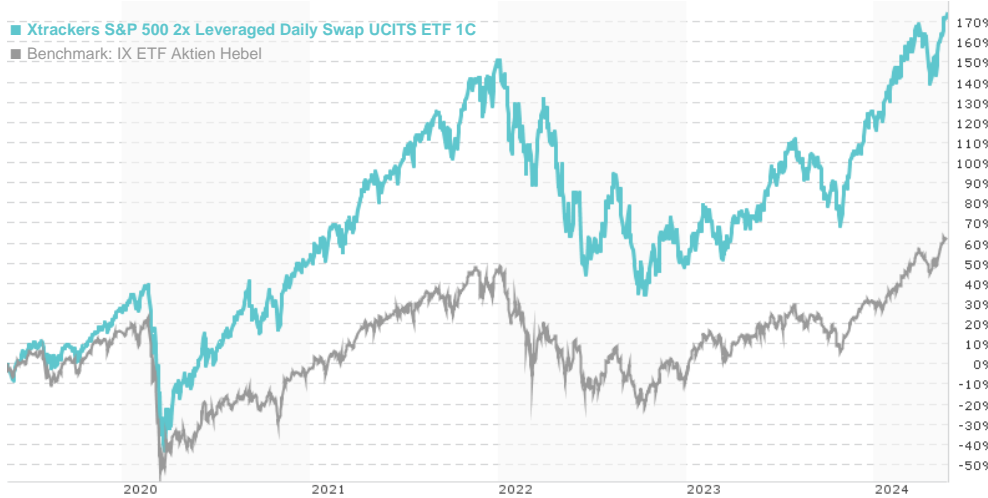


## Xtrackers S&P 500 2x Leveraged Daily Swap UCITS ETF 1C / LU0411078552 / DBX0B5 / DWS Investment SA

Last 05/21/2024 <sup>1</sup>	Country	Branch	Type of yield	Type
197.03 USD	United States of America	ETF Special	reinvestment	Alternative Investm.

■ Xtrackers S&P 500 2x Leveraged Daily Swap UCITS ETF 1C  
■ Benchmark: IX ETF Aktien Hebel



### Risk key figures

SRI 1 2 3 4 5 6 7

Mountain-View Funds Rating<sup>2</sup> EDA<sup>3</sup>

- -

### Yearly Performance

2023	+47.06%
2022	-38.57%
2021	+60.51%
2020	+21.84%
2019	+66.73%

Master data		Conditions		Other figures	
Fund type	Single fund	Issue surcharge	0.00%	Minimum investment	UNT 1
Category	Special Type	Planned administr. fee	0.00%	Savings plan	-
Sub category	ETF Special	Deposit fees	0.00%	UCITS / OGAW	Yes
Fund domicile	Luxembourg	Redemption charge	0.00%	Performance fee	0.00%
Tranch volume	(05/20/2024) EUR 318.77 mill.	Ongoing charges	-	Redeployment fee	0.00%
Total volume	(03/29/2024) EUR 291.89 mill.	Dividends		Investment company	
Launch date	3/18/2010	DWS Investment SA			
KESr report funds	Yes	Mainzer Landstraße 11-17, 60329, Frankfurt am Main			
Business year start	01.01.	Germany			
Sustainability type	-	https://www.dws.de			
Fund manager	DWS Investments UK Limited				

Performance	1M	6M	YTD	1Y	2Y	3Y	5Y	Since start
Performance	+12.35%	+34.18%	+22.02%	+53.41%	+61.30%	+44.84%	+172.62%	+1455.73%
Performance p.a.	-	-	-	+53.41%	+27.04%	+13.13%	+22.18%	+21.34%
Sharpe ratio	14.97	3.47	2.78	2.18	0.74	0.27	0.45	0.51
Volatility	21.68%	21.29%	22.53%	22.61%	34.17%	34.00%	41.67%	33.99%
Worst month	-	-8.65%	-8.65%	-9.85%	-18.22%	-18.22%	-28.99%	-28.99%
Best month	-	18.22%	10.87%	18.22%	18.64%	18.64%	25.40%	25.40%
Maximum loss	-3.83%	-10.92%	-10.92%	-20.44%	-30.85%	-46.44%	-59.08%	-

### Distribution permission

Germany, United Kingdom

<sup>1</sup> Important note on update status: The displayed date refers exclusively to the calculation of the NAV.

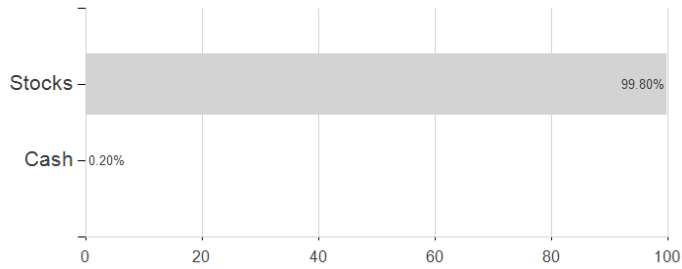
<sup>2</sup> The Mountain-View Data Fund Rating calculates a comparative ranking for funds using yield, volatility and trend data. For more information visit [MVD Funds Rating](#)

<sup>3</sup> Displays the Ethical-Dynamical Ratio calculated according to standard criteria. The maximum value is 100. For more information visit [EDA](#)

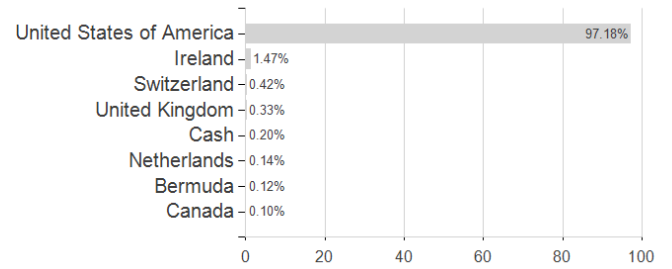
## Xtrackers S&P 500 2x Leveraged Daily Swap UCITS ETF 1C / LU0411078552 / DBX0B5 / DWS Investment SA

### Assessment Structure

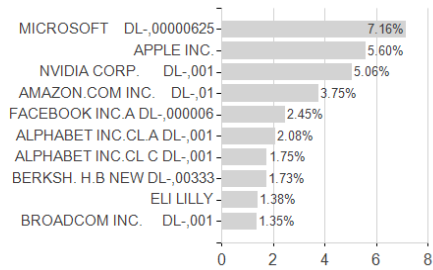
#### Assets



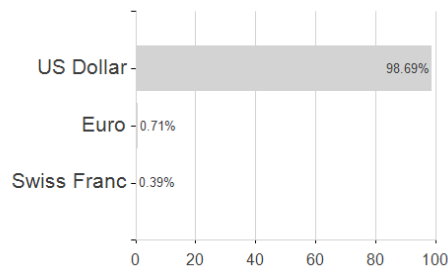
#### Countries



#### Largest positions



#### Currencies



#### Branches

