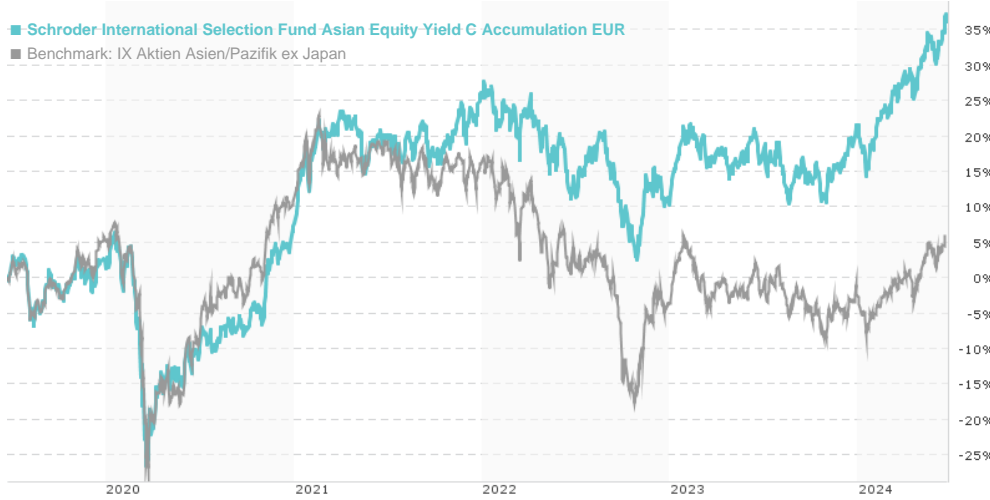


Schroder International Selection Fund Asian Equity Yield C Accumulation EUR / LU0820944154 / A1J28L / Schroder

Last 06/21/2024 <sup>1</sup>	Region	Branch	Type of yield	Type
222.82 EUR	Asia/Pacific ex Japan	Mixed Sectors	reinvestment	Equity Fund



Risk key figures

SRI	1	2	3	4	5	6	7
Mountain-View Funds Rating <sup>2</sup>	EDA <sup>3</sup>						
	80						

Yearly Performance

2023	+10.10%
2022	-12.05%
2021	+16.51%
2020	+6.36%
2019	+16.39%

Master data		Conditions		Other figures	
Fund type	Single fund	Issue surcharge	1.00%	Minimum investment	EUR 1,000.00
Category	Equity	Planned administr. fee	0.00%	Savings plan	-
Sub category	Mixed Sectors	Deposit fees	0.30%	UCITS / OGAW	Yes
Fund domicile	Luxembourg	Redemption charge	0.00%	Performance fee	0.00%
Tranch volume	(06/21/2024) USD 15.55 mill.	Ongoing charges	-	Redeployment fee	0.00%
Total volume	(06/21/2024) USD 1,002.94 mill.	<b>Dividends</b>		<b>Investment company</b>	
Launch date	9/12/2012	Schroder IM (EU) 5, rue Höhenhof, 1736, Senningerberg Luxembourg <a href="https://www.schroders.com">https://www.schroders.com</a>			
KEST report funds	Yes				
Business year start	01.01.				
Sustainability type	-				
Fund manager	King Fuei Lee				

Performance	1M	6M	YTD	1Y	2Y	3Y	5Y	Since start
Performance	+2.11%	+13.93%	+12.14%	+15.52%	+21.00%	+14.56%	+36.19%	+122.82%
Performance p.a.	-	-	-	+15.48%	+9.98%	+4.63%	+6.36%	+7.04%
Sharpe ratio	2.07	2.40	2.18	1.07	0.52	0.07	0.18	0.24
Volatility	11.69%	10.93%	10.98%	11.04%	12.09%	12.72%	15.16%	13.84%
Worst month	-	-2.81%	-2.81%	-4.50%	-9.29%	-9.29%	-14.81%	-14.81%
Best month	-	4.66%	4.66%	4.93%	11.17%	11.17%	11.17%	11.17%
Maximum loss	-2.89%	-5.90%	-5.88%	-7.31%	-15.03%	-19.65%	-30.84%	-

Distribution permission

Austria, Germany, Switzerland, United Kingdom, Luxembourg

<sup>1</sup> Important note on update status: The displayed date refers exclusively to the calculation of the NAV.

<sup>2</sup> The Mountain-View Data Fund Rating calculates a comparative ranking for funds using yield, volatility and trend data. For more information visit [MVD Funds Rating](#)

DISCLAIMER: The information on this page are for informational purposes only and should neither an offer to sell nor a solicitation for the purchase of the security or recommendation in favor of the security to be understood. baha GmbH assumes no liability despite thorough searches for the accuracy of the data.

Funds data from: [www.mountain-view.com](http://www.mountain-view.com). Fact Sheet created by: [www.baha.com](http://www.baha.com)

**Schroder International Selection Fund Asian Equity Yield C Accumulation EUR / LU0820944154 / A1J28L / Schroder**

**Investment strategy**

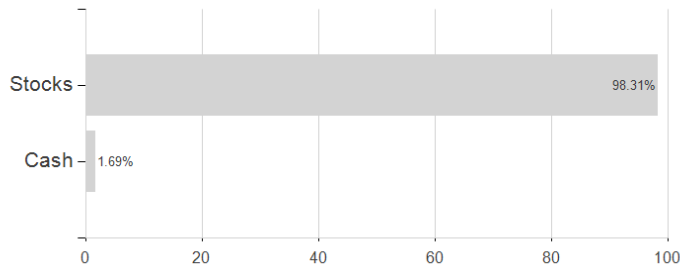
The fund is actively managed and invests at least two-thirds of its assets in equities of Asia Pacific companies (excluding Japan). The fund invests in the equities of companies in the Asia Pacific (excluding Japan) region that pay dividends now but also retain enough cash to reinvest back into the company to generate future growth. The fund invests in the equities of companies in the Asia Pacific (excluding Japan) region that pay dividends now but also retain enough cash to reinvest back into the company to generate future growth.

**Investment goal**

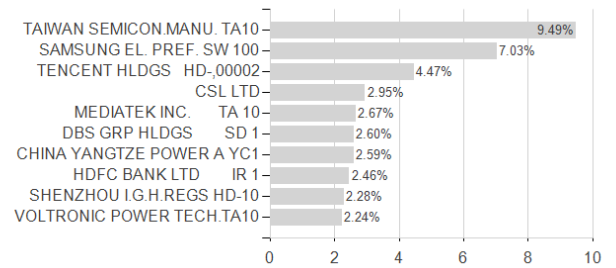
The fund aims to provide income and capital growth in excess of the MSCI AC Asia Pacific ex Japan (Net TR) Index after fees have been deducted over a three to five year period by investing in equities of Asia Pacific companies (excluding Japan).

**Assessment Structure**

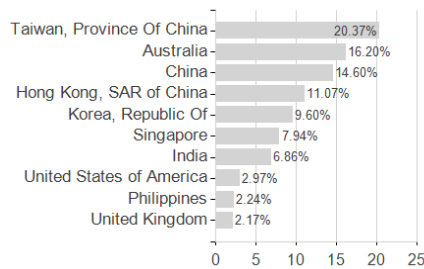
**Assets**



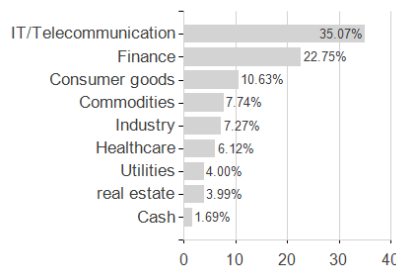
**Largest positions**



**Countries**



**Branches**



**Currencies**

