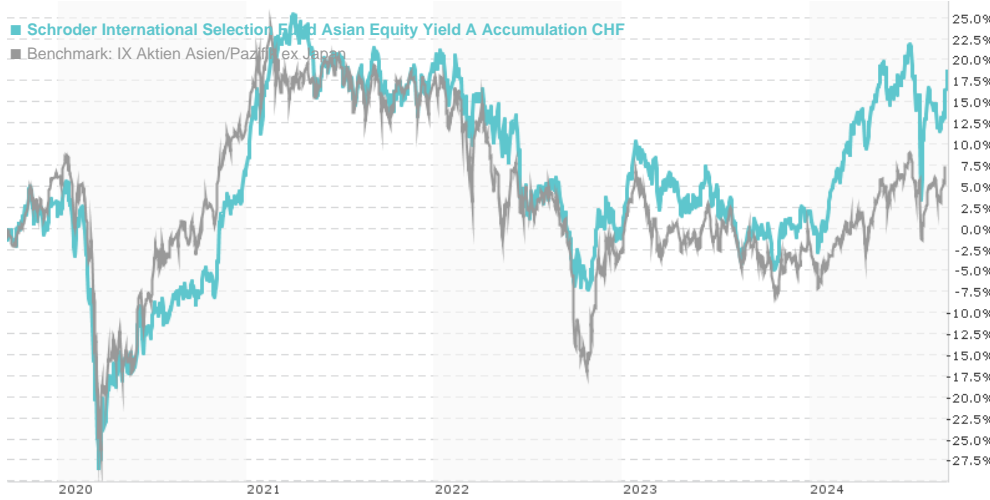


Schroder International Selection Fund Asian Equity Yield A Accumulation CHF / LU0820943859 / A1J28H / Schroder

| | | | | |
|------------------------------|-----------------------|---------------|---------------|-------------|
| Last 09/24/2024 ¹ | Region | Branch | Type of yield | Type |
| 166.43 CHF | Asia/Pacific ex Japan | Mixed Sectors | reinvestment | Equity Fund |



Risk key figures

| | | | | | | | |
|---|------------------|---|---|---|---|---|---|
| SRI | 1 | 2 | 3 | 4 | 5 | 6 | 7 |
| Mountain-View Funds Rating ² | EDA ³ | | | | | | |
| | 81 | | | | | | |

Yearly Performance

| | |
|------|---------|
| 2023 | +3.11% |
| 2022 | -16.67% |
| 2021 | +10.90% |
| 2020 | +5.41% |
| 2019 | +11.44% |

| Master data | | Conditions | | Other figures | |
|---------------------|---------------------------------|--------------------------------------|-------|---------------------------|--------------|
| Fund type | Single fund | Issue surcharge | 5.00% | Minimum investment | USD 1,000.00 |
| Category | Equity | Planned administr. fee | 0.00% | Savings plan | - |
| Sub category | Mixed Sectors | Deposit fees | 0.30% | UCITS / OGAW | Yes |
| Fund domicile | Luxembourg | Redemption charge | 0.00% | Performance fee | 0.00% |
| Tranch volume | (09/24/2024) USD 2.74 mill. | Ongoing charges | - | Redeployment fee | 0.00% |
| Total volume | (09/24/2024) USD 1,096.51 mill. | Dividends | | Investment company | |
| Launch date | 9/12/2012 | Schroder IM (EU) | | | |
| KEST report funds | Yes | 5, rue Höhenhof, 1736, Senningerberg | | | |
| Business year start | 01.01. | Luxembourg | | | |
| Sustainability type | - | https://www.schroders.com | | | |
| Fund manager | King Fuei Lee | | | | |

| Performance | 1M | 6M | YTD | 1Y | 2Y | 3Y | 5Y | Since start |
|------------------|--------|---------|---------|---------|---------|---------|---------|-------------|
| Performance | +3.30% | +6.55% | +16.38% | +19.52% | +23.34% | +1.61% | +18.68% | +66.43% |
| Performance p.a. | - | - | - | +19.52% | +11.07% | +0.53% | +3.48% | +4.32% |
| Sharpe ratio | 3.57 | 0.55 | 1.20 | 1.07 | 0.53 | -0.19 | 0.00 | 0.06 |
| Volatility | 13.18% | 18.34% | 16.48% | 15.14% | 14.45% | 15.07% | 16.83% | 15.36% |
| Worst month | - | -2.19% | -2.19% | -4.28% | -11.57% | -11.57% | -15.02% | -15.02% |
| Best month | - | 6.33% | 6.33% | 6.33% | 10.52% | 10.52% | 10.72% | 10.72% |
| Maximum loss | -2.89% | -15.18% | -15.18% | -15.18% | -15.18% | -23.50% | -32.29% | - |

Distribution permission

Austria, Germany, Switzerland, United Kingdom, Czech Republic

¹ Important note on update status: The displayed date refers exclusively to the calculation of the NAV.
² The Mountain-View Data Fund Rating calculates a comparative ranking for funds using yield, volatility and trend data. For more information visit [MVD Funds Rating](#)

Schroder International Selection Fund Asian Equity Yield A Accumulation CHF / LU0820943859 / A1J28H / Schroder

Investment strategy

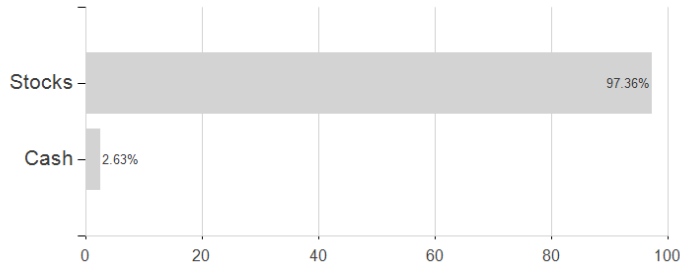
The fund is actively managed and invests at least two-thirds of its assets in equities of Asia Pacific companies (excluding Japan). The fund invests in the equities of companies in the Asia Pacific (excluding Japan) region that pay dividends now but also retain enough cash to reinvest back into the company to generate future growth. The fund invests in the equities of companies in the Asia Pacific (excluding Japan) region that pay dividends now but also retain enough cash to reinvest back into the company to generate future growth.

Investment goal

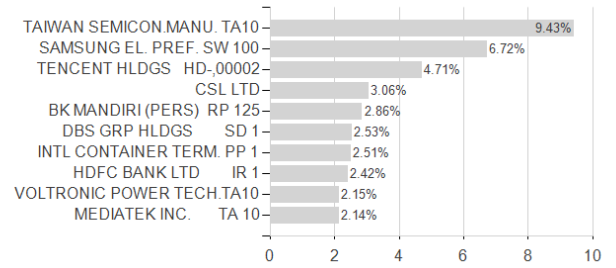
The fund aims to provide income and capital growth in excess of the MSCI AC Asia Pacific ex Japan (Net TR) Index after fees have been deducted over a three to five year period by investing in equities of Asia Pacific companies (excluding Japan).

Assessment Structure

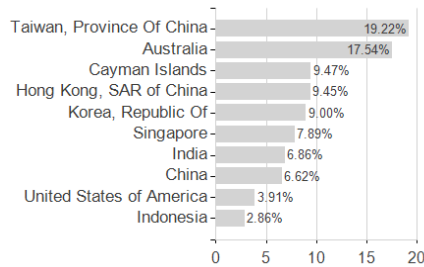
Assets



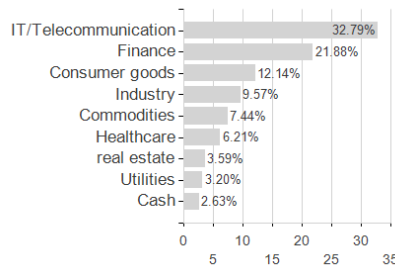
Largest positions



Countries



Branches



Currencies

