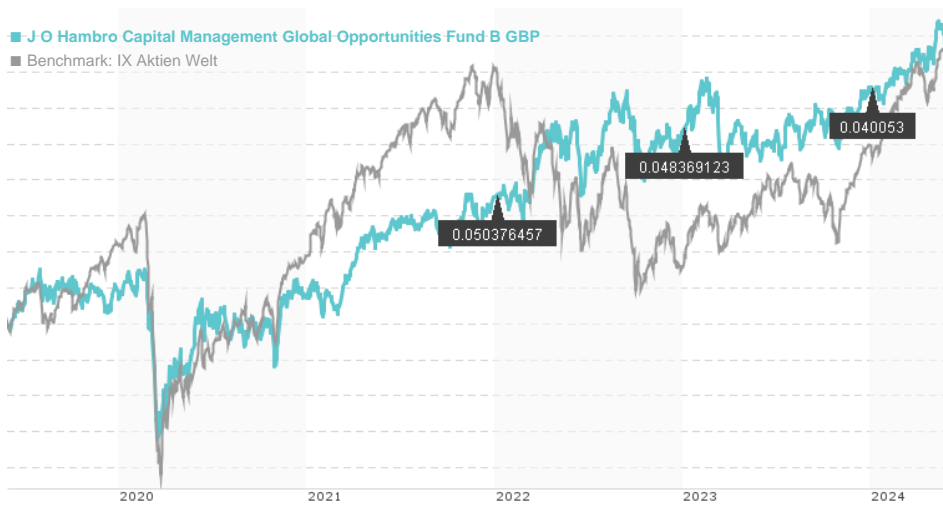


J O Hambro Capital Management Global Opportunities Fund B GBP / IE00B89JT176 / A1JZQK / JO Hambro Capital M.

Last 05/28/2024 ¹	Region	Branch	Type of yield	Type
2.88 GBP	Worldwide	Mixed Sectors	paying dividend	Equity Fund

■ J O Hambro Capital Management Global Opportunities Fund B GBP
■ Benchmark: IX Aktien Welt



Risk key figures

SRI 1 2 3 4 5 6 7

Mountain-View Funds Rating² EDA³

▲ ▲ ▲ ▲ ▲ ▲

Yearly Performance

2023	+4.91%
2022	+7.66%
2021	+13.52%
2020	+0.24%
2019	+13.86%

Master data		Conditions		Other figures	
Fund type	Single fund	Issue surcharge	5.00%	Minimum investment	GBP 1,000.00
Category	Equity	Planned administr. fee	0.00%	Savings plan	-
Sub category	Mixed Sectors	Deposit fees	0.01%	UCITS / OGAW	Yes
Fund domicile	Ireland	Redemption charge	0.00%	Performance fee	0.00%
Tranch volume	(05/28/2024) GBP 2.14 mill.	Ongoing charges	-	Redeployment fee	0.00%
Total volume	(05/28/2024) GBP 632.36 mill.	Dividends		Investment company	
Launch date	6/29/2012	02.01.2024	0.04 GBP	JO Hambro Capital M. 14 Ryder Street, SW1Y6QB, London United Kingdom https://www.johcm.co.uk	
KESr report funds	Yes	03.01.2023	0.05 GBP		
Business year start	01.01.	04.01.2022	0.05 GBP		
Sustainability type	-	04.01.2021	0.05 GBP		
Fund manager	Ben Leyland, Robert Lancaster		02.01.2020	0.06 GBP	

Performance	1M	6M	YTD	1Y	2Y	3Y	5Y	Since start
Performance	+0.77%	+7.46%	+4.32%	+11.82%	+8.52%	+23.74%	+37.43%	+232.20%
Performance p.a.	-	-	-	+11.86%	+4.18%	+7.35%	+6.56%	+10.60%
Sharpe ratio	0.60	1.42	0.84	0.93	0.03	0.32	0.21	0.60
Volatility	10.48%	8.32%	8.65%	8.66%	11.07%	11.01%	12.97%	11.36%
Worst month	-	0.03%	0.03%	-3.21%	-4.59%	-4.59%	-8.04%	-8.04%
Best month	-	3.44%	3.32%	3.44%	3.93%	5.47%	10.38%	10.38%
Maximum loss	-2.37%	-2.37%	-2.37%	-4.69%	-9.48%	-9.48%	-21.88%	-

Distribution permission

Austria, Germany, Switzerland, United Kingdom

¹ Important note on update status: The displayed date refers exclusively to the calculation of the NAV.

² The Mountain-View Data Fund Rating calculates a comparative ranking for funds using yield, volatility and trend data. For more information visit [MVD Funds Rating](#)

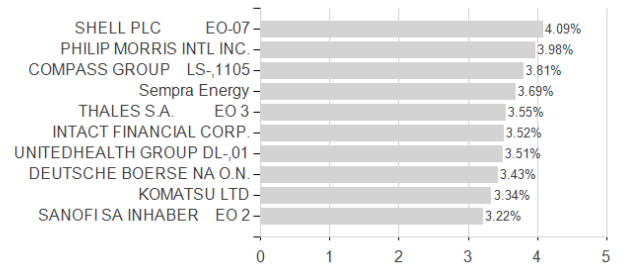
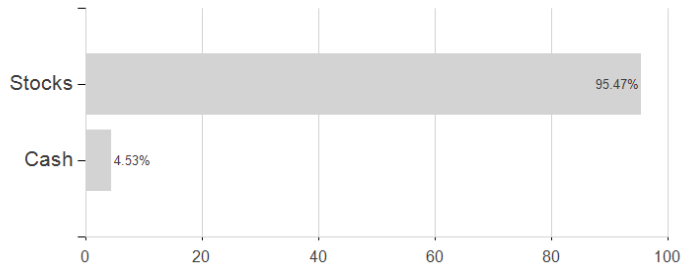
³ Displays the Ethical-Dynamical Ratio calculated according to standard criteria. The maximum value is 100. For more information visit [EDA](#)

J O Hambro Capital Management Global Opportunities Fund B GBP / IE00B89JT176 / A1JZQK / JO Hambro Capital M.

Assessment Structure

Assets

Largest positions



Countries

Branches

Currencies

