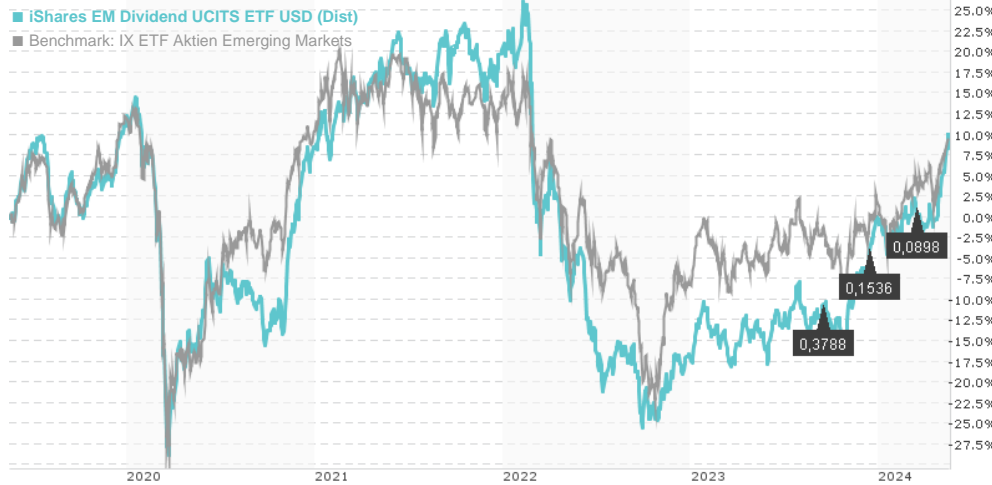


iShares EM Dividend UCITS ETF USD (Dist) / IE00B652H904 / A1JNZ9 / BlackRock AM (IE)

Last 05/16/2024 ¹	Region	Branch	Type of yield	Type
16.22 USD	Emerging Markets	ETF Stocks	paying dividend	Alternative Investm.



Risk key figures

SRI 1 2 3 4 5 6 7

Mountain-View Funds Rating²EDA³

66

Yearly Performance

2023	+20.02%
2022	-30.66%
2021	+11.01%
2020	-2.50%
2019	+15.29%

Master data		Conditions		Other figures	
Fund type	Single fund	Issue surcharge	0.00%	Minimum investment	UNT 1
Category	Equity	Planned administr. fee	0.00%	Savings plan	Yes
Sub category	ETF Stocks	Deposit fees	0.00%	UCITS / OGAW	Yes
Fund domicile	Ireland	Redemption charge	0.00%	Performance fee	0.00%
Tranch volume	(05/16/2024) USD 632.94 mill.	Ongoing charges	-	Redeployment fee	0.00%
Total volume	(05/16/2024) USD 632.94 mill.	Dividends		Investment company	
Launch date	11/25/2011	14.03.2024	0.09 USD	BlackRock AM (IE) 12 Throgmorton Avenue, EC2N 2DL, London United Kingdom https://www.blackrock.com	
KESr report funds	Yes	14.12.2023	0.15 USD		
Business year start	01.12.	14.09.2023	0.38 USD		
Sustainability type	-	15.06.2023	0.54 USD		
Fund manager	BlackRock Asset Management Ireland Ltd.	16.03.2023	0.09 USD		

Performance	1M	6M	YTD	1Y	2Y	3Y	5Y	Since start
Performance	+11.39%	+18.93%	+9.97%	+27.72%	+19.35%	-5.49%	+9.01%	+28.43%
Performance p.a.	-	-	-	+27.64%	+9.23%	-1.87%	+1.74%	+2.02%
Sharpe ratio	20.72	3.31	2.12	1.99	0.39	-0.36	-0.12	-0.12
Volatility	12.92%	11.51%	12.03%	12.03%	13.83%	15.72%	16.64%	14.61%
Worst month	-	-2.34%	-2.34%	-5.31%	-11.60%	-11.60%	-18.65%	-18.65%
Best month	-	8.59%	7.63%	8.59%	10.03%	10.03%	16.28%	16.28%
Maximum loss	-0.81%	-4.62%	-4.26%	-8.46%	-22.58%	-40.87%	-40.87%	-

Distribution permission

Austria, Germany, Switzerland, United Kingdom

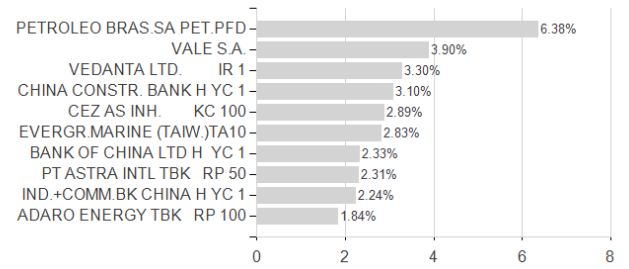
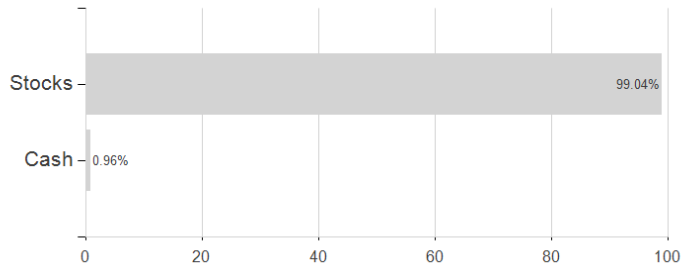
¹ Important note on update status: The displayed date refers exclusively to the calculation of the NAV.² The Mountain-View Data Fund Rating calculates a comparative ranking for funds using yield, volatility and trend data. For more information visit [MVD Funds Rating](#)³ Displays the Ethical-Dynamical Ratio calculated according to standard criteria. The maximum value is 100. For more information visit [EDA](#)

iShares EM Dividend UCITS ETF USD (Dist) / IE00B652H904 / A1JNZ9 / BlackRock AM (IE)

Assessment Structure

Assets

Largest positions



Countries

Branches

Currencies

