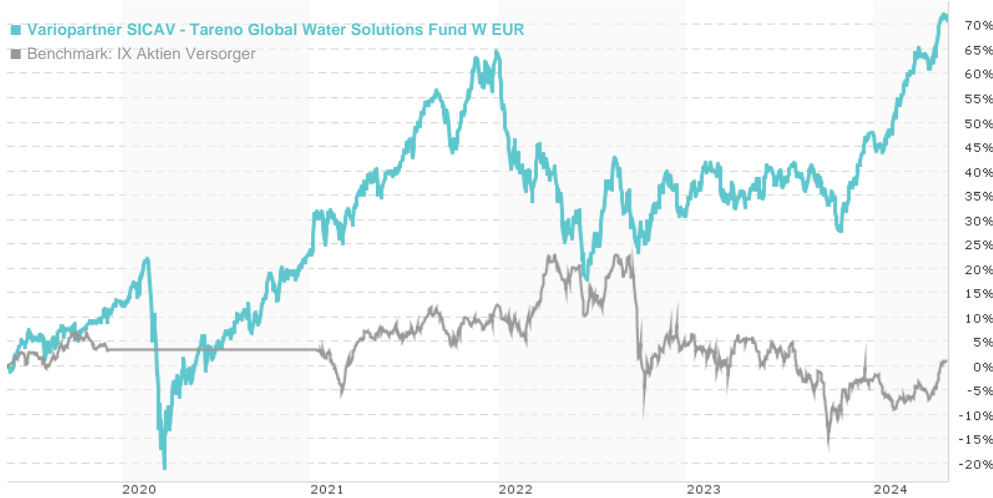


Variopartner SICAV - Tareno Global Water Solutions Fund W EUR / LU0319773635 / A0M06D / Vontobel AM

| Last 05/22/2024 ¹ | Region | Branch | Type of yield | Type |
|------------------------------|-----------|----------------|---------------|-------------|
| 372.58 EUR | Worldwide | Sector Utility | reinvestment | Equity Fund |

■ Variopartner SICAV - Tareno Global Water Solutions Fund W EUR
■ Benchmark: IX Aktien Versorger



Risk key figures

SRI 1 2 3 4 5 6 7

Mountain-View Funds Rating²

▲ ▲ ▲ ▲ ▲ ▲

EDA³

88

Yearly Performance

| | |
|------|---------|
| 2023 | +13.14% |
| 2022 | -20.27% |
| 2021 | +32.59% |
| 2020 | +10.14% |
| 2019 | +31.33% |

| Master data | | Conditions | | Other figures | |
|---------------------|---|----------------------------------|-------|--------------------|----------------|
| Fund type | Single fund | Issue surcharge | 3.00% | Minimum investment | EUR 100,000.00 |
| Category | Equity | Planned administr. fee | 0.00% | Savings plan | - |
| Sub category | Sector Utility | Deposit fees | 0.00% | UCITS / OGAW | Yes |
| Fund domicile | Luxembourg | Redemption charge | 0.00% | Performance fee | 0.00% |
| Tranch volume | (05/22/2024) EUR 42.11 mill. | Ongoing charges | - | Redeployment fee | 0.00% |
| Total volume | (05/22/2024) EUR 232.94 mill. | Dividends | | Investment company | |
| Launch date | 1/4/2008 | Vontobel AM | | | |
| KESt report funds | Yes | Gotthardstrasse 43, 8022, Zürich | | | |
| Business year start | 01.07. | Switzerland | | | |
| Sustainability type | Water | https://www.vontobel.com | | | |
| Fund manager | Stefan Schütz und Katja Von Krannichfeldt | | | | |

| Performance | 1M | 6M | YTD | 1Y | 2Y | 3Y | 5Y | Since start |
|------------------|--------|---------|---------|---------|---------|---------|---------|-------------|
| Performance | +5.46% | +24.04% | +15.55% | +23.53% | +33.75% | +24.02% | +69.46% | +260.47% |
| Performance p.a. | - | - | - | +23.46% | +15.65% | +7.45% | +11.11% | +11.23% |
| Sharpe ratio | 9.08 | 5.51 | 4.36 | 1.87 | 0.84 | 0.25 | 0.41 | 0.50 |
| Volatility | 9.59% | 9.18% | 9.54% | 10.54% | 14.03% | 14.31% | 18.01% | 14.96% |
| Worst month | - | -1.17% | -1.17% | -4.86% | -6.70% | -11.98% | -13.00% | -13.00% |
| Best month | - | 7.97% | 7.17% | 7.97% | 13.83% | 13.83% | 13.83% | 13.83% |
| Maximum loss | -1.05% | -2.88% | -2.70% | -9.91% | -13.63% | -28.47% | -35.37% | - |

Distribution permission

Austria, Germany, Switzerland

1 Important note on update status: The displayed date refers exclusively to the calculation of the NAV.

2 The Mountain-View Data Fund Rating calculates a comparative ranking for funds using yield, volatility and trend data. For more information visit [MVD Funds Rating](#)

3 Displays the Ethical-Dynamical Ratio calculated according to standard criteria. The maximum value is 100. For more information visit [EDA](#)

DISCLAIMER: The information on this page are for informational purposes only and should neither an offer to sell nor a solicitation for the purchase of the security or recommendation in favor of the security to be understood. baha GmbH assumes no liability despite thorough searches for the accuracy of the data.

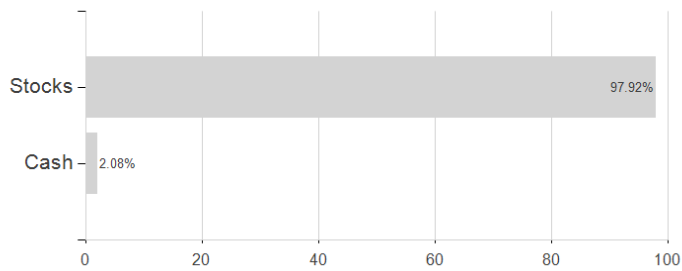
Funds data from: [www.mountain-view.com](#). Fact Sheet created by: [www.baha.com](#)

Created: 05/23/2024

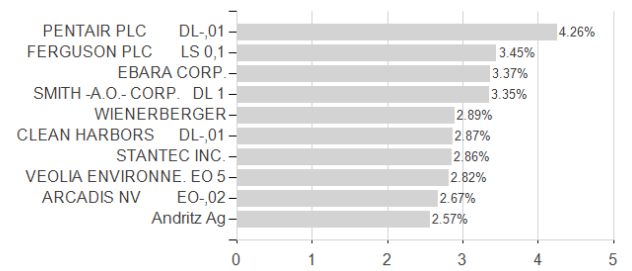
Variopartner SICAV - Tareno Global Water Solutions Fund W EUR / LU0319773635 / A0M06D / Vontobel AM

Assessment Structure

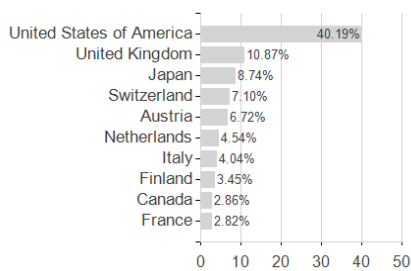
Assets



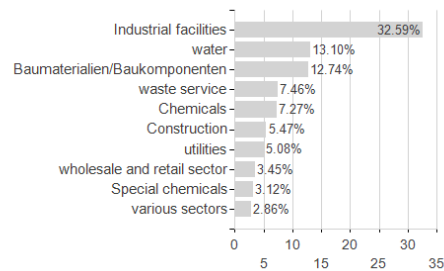
Largest positions



Countries



Branches



Currencies

