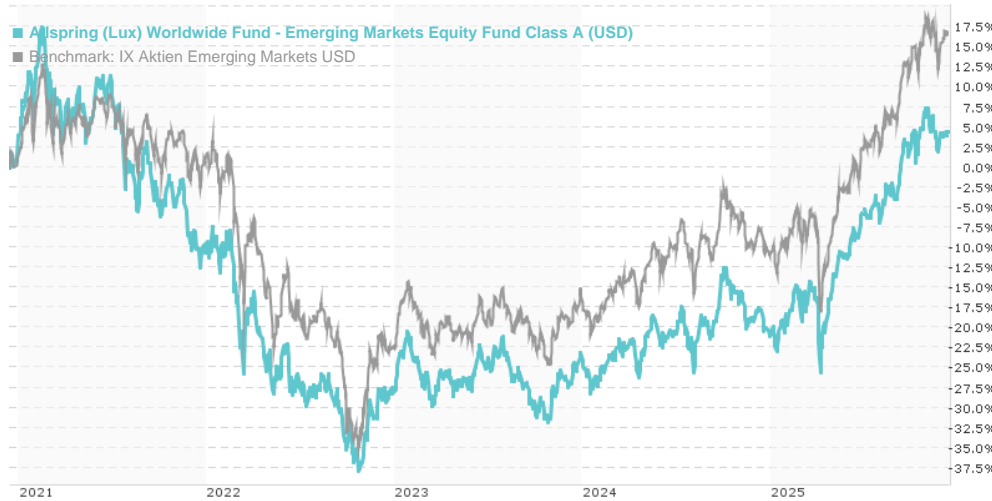


Allspring (Lux) Worldwide Fund - Emerging Markets Equity Fund Class A (USD) / LU0541501648 / A1C5EA / Allspring

Last 12/11/2025 ¹	Region	Branch	Type of yield	Type
145.75 USD	Emerging Markets	Mixed Sectors	reinvestment	Equity Fund



Risk key figures

SRI 1 2 3 4 5 6 7

Mountain-View Funds Rating² EDA³

80

Yearly Performance

2024	+2.66%
2023	+6.92%
2022	-20.55%
2021	-12.80%
2020	+22.14%

Master data		Conditions		Other figures	
Fund type	Single fund	Issue surcharge	5.00%	Minimum investment	USD 1,000.00
Category	Equity	Planned administr. fee	0.00%	Savings plan	-
Sub category	Mixed Sectors	Deposit fees	2.00%	UCITS / OGAW	Yes
Fund domicile	Luxembourg	Redemption charge	0.00%	Performance fee	0.00%
Tranch volume	(12/11/2025) USD 0.119 mill.	Ongoing charges	-	Redeployment fee	0.00%
Total volume	(12/11/2025) USD 278.58 mill.	Dividends		Investment company	
Launch date	12/15/2010	Allspring GI.Inv.			
KESr report funds	Yes	33, rue de Gasperich, Hesperange, 5826, Luxembourg			
Business year start	01.04.	Luxembourg			
Sustainability type	-	www.allspringglobal.com			
Fund manager	Jerry Zhang, Derrick Irwin, Richard Peck				

Performance	1M	6M	YTD	1Y	2Y	3Y	5Y	Since start
Performance	-1.77%	+13.07%	+32.28%	+26.89%	+42.91%	+45.31%	+4.14%	+45.75%
Performance p.a.	-	-	-	+26.89%	+19.51%	+13.27%	+0.82%	+2.54%
Sharpe ratio	-2.36	2.07	2.00	1.56	1.17	0.76	-0.07	0.03
Volatility	9.17%	12.38%	16.15%	15.92%	14.94%	14.65%	17.33%	17.06%
Worst month	-	-2.36%	-2.36%	-2.36%	-5.39%	-6.90%	-10.29%	-16.29%
Best month	-	6.60%	6.60%	6.60%	6.60%	8.09%	14.69%	14.69%
Maximum loss	-4.27%	-5.09%	-13.18%	-13.18%	-14.84%	-14.84%	-47.16%	-

Distribution permission

Austria, Germany, Switzerland, United Kingdom, Luxembourg

¹ Important note on update status: The displayed date refers exclusively to the calculation of the NAV.

² The Mountain-View Data Fund Rating calculates a comparative ranking for funds using yield, volatility and trend data. For more information visit [MVD Funds Rating](#)

³ Displays the Ethical-Dynamical Ratio calculated according to standard criteria. The maximum value is 100. For more information visit [EDA](#)

Allspring (Lux) Worldwide Fund - Emerging Markets Equity Fund Class A (USD) / LU0541501648 / A1C5EA / Allspring

Investment strategy

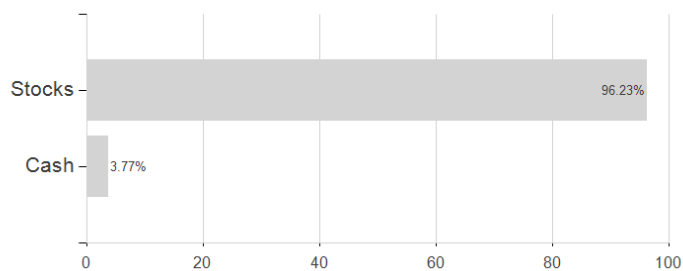
At least 80% of its total assets in emerging market equity securities. Equity exposure is achieved directly through investment in equity securities and/or indirectly through participatory notes, convertible securities, equity linked notes and/or certificates. The Sub- Investment Manager may also invest in equity securities through ADRs, CDRs, EDRs, GDRs, IDRs and similar depositary receipts as well as equities denominated in US Dollars issued by Non-US Issuers. Emerging market equity securities are securities issued by companies that are traded in, have their primary operations in, are domiciled in or derive a majority of their revenue from emerging market countries as defined by the MSCI Emerging Markets Index. The Sub-Fund may have exposure to stocks across all capitalisations and styles and will be diversified across countries and sectors.

Investment goal

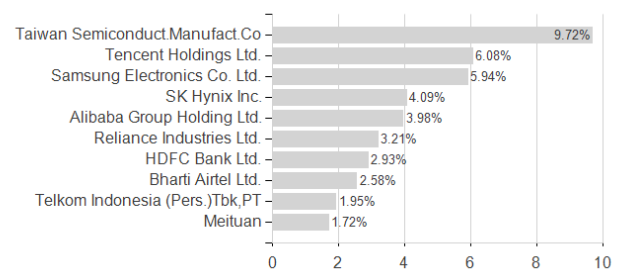
The Sub-Fund seeks long-term capital appreciation. It is a high-risk vehicle aiming to provide capital growth and may be suitable for investors who are seeking long-term capital appreciation offered through investment in equities, and who are prepared to experience higher levels of volatility in pursuit of higher returns. The Sub-Fund promotes environmental and/or social characteristics but does not have a sustainable investment objective.

Assessment Structure

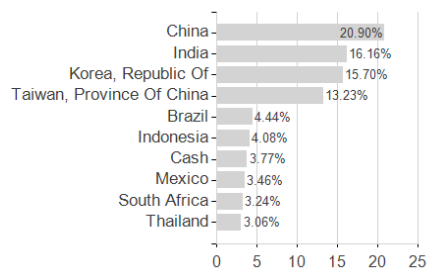
Assets



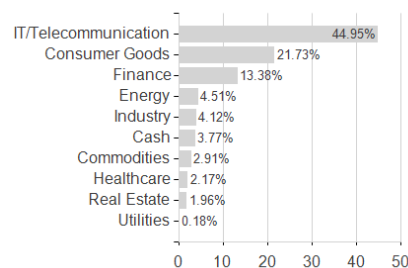
Largest positions



Countries



Branches



Currencies

