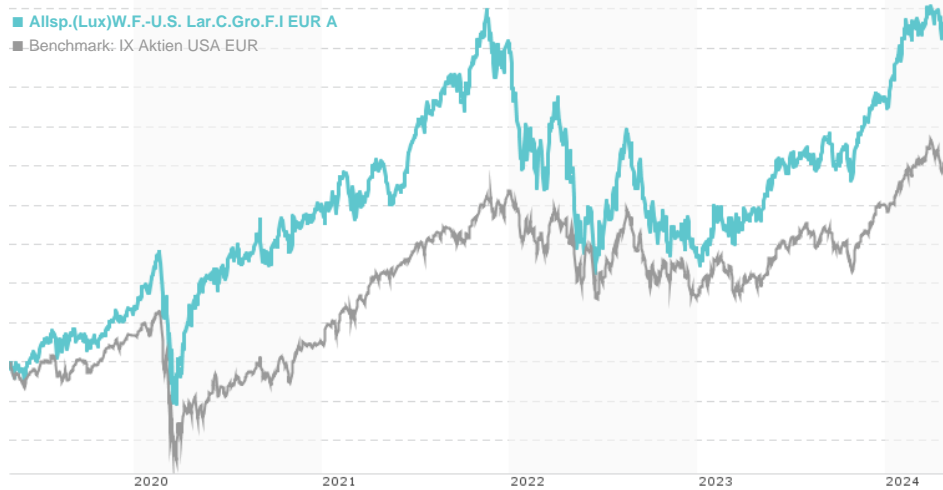


**Allsp.(Lux)W.F.-U.S. Lar.C.Gro.F.I EUR A / LU0354030602 / A0NGY8 / Allspring GI.Inv.**

Last 05/02/2024 <sup>1</sup>	Country	Branch	Type of yield	Type
<b>462.98 EUR</b>	United States of America	Mixed Sectors	reinvestment	Equity Fund



**Risk key figures**

SRI 1 2 3 4 5 6 7

Mountain-View Funds Rating<sup>2</sup> EDA<sup>3</sup>

78

**Yearly Performance**

2023	+32.00%
2022	-29.09%
2021	+27.78%
2020	+24.79%
2019	+41.02%

Master data		Conditions		Other figures	
Fund type	Single fund	Issue surcharge	0.00%	Minimum investment	USD 1,000,000.00
Category	Equity	Planned administr. fee	0.00%	Savings plan	-
Sub category	Mixed Sectors	Deposit fees	2.00%	UCITS / OGAW	Yes
Fund domicile	Luxembourg	Redemption charge	0.00%	Performance fee	0.00%
Tranch volume	(05/02/2024) USD 0.010 mill.	Ongoing charges	-	Redeployment fee	0.00%
Total volume	(05/02/2024) USD 6.69 mill.	Dividends		Investment company	
Launch date	4/1/2008	Allspring GI.Inv.			
KESr report funds	Yes	33, rue de Gasperich, 5826, Luxembourg			
Business year start	01.04.	Luxembourg			
Sustainability type	-	www.allspringglobal.com			
Fund manager	Michael T. Smith, Christopher J. Warner				

Performance	1M	6M	YTD	1Y	2Y	3Y	5Y	Since start
Performance	-1.92%	+20.38%	+10.58%	+34.74%	+25.19%	+24.47%	+87.46%	+623.75%
Performance p.a.	-	-	-	+34.63%	+11.87%	+7.57%	+13.38%	+13.08%
Sharpe ratio	-1.78	3.26	2.33	2.32	0.37	0.17	0.40	0.41
Volatility	13.90%	12.74%	13.55%	13.32%	21.53%	21.98%	23.94%	22.53%
Worst month	-	-3.40%	-3.40%	-3.40%	-8.25%	-11.06%	-11.06%	-20.40%
Best month	-	9.07%	5.74%	9.07%	14.87%	14.87%	15.73%	15.73%
Maximum loss	-3.83%	-4.19%	-4.19%	-7.51%	-21.65%	-35.20%	-35.20%	-

**Distribution permission**

Austria, Germany, Switzerland, United Kingdom, Luxembourg

<sup>1</sup> Important note on update status: The displayed date refers exclusively to the calculation of the NAV.

<sup>2</sup> The Mountain-View Data Fund Rating calculates a comparative ranking for funds using yield, volatility and trend data. For more information visit [MVD Funds Rating](#)

<sup>3</sup> Displays the Ethical-Dynamical Ratio calculated according to standard criteria. The maximum value is 100. For more information visit [EDA](#)

## Allsp.(Lux)W.F.-U.S. Lar.C.Gro.F.I EUR A / LU0354030602 / A0NGY8 / Allspring GI.Inv.

### Investment strategy

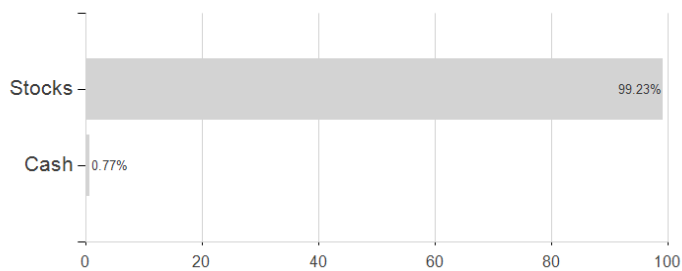
We invest principally in equity securities of U.S. large-capitalisation companies that we believe offer the potential for capital growth. We define large-cap companies as those with market capitalisation of \$3 billion or more. We may also invest in equity securities through ADRs and similar investments, as well as equities denominated in U.S. dollars issued by non-U.S. issuers.

### Investment goal

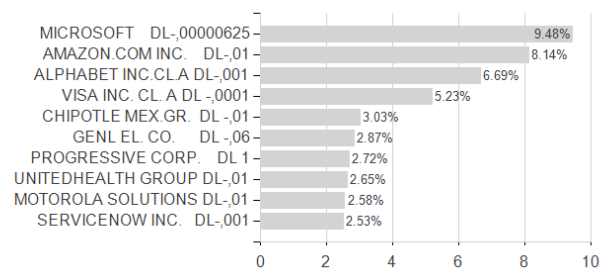
We construct portfolios following a unique process that includes core holdings, developing situations, and valuation opportunities. Our investment strategy is based upon a rigorous research process designed to "surround the company" and develop unique fundamental insights. We surround companies by analysing competitors, suppliers, and customers up and down the market-capitalisation spectrum. As part of a strong sell discipline and risk management process, we maintain valuation targets on our holdings.

### Assessment Structure

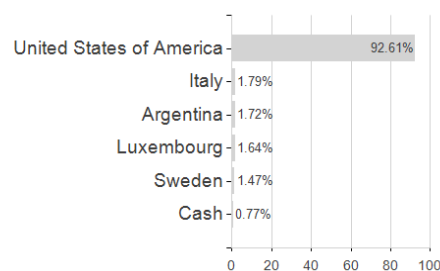
#### Assets



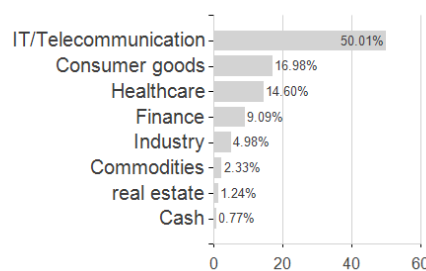
#### Largest positions



#### Countries



#### Branches



#### Currencies

