

Schroder International Selection Fund QEP Global Emerging Markets A Accumulation USD / LU0747139391 / A1JT7S

Last 05/31/2024 ¹	Region	Branch	Type of yield	Type
116.69 USD	Emerging Markets	Mixed Sectors	reinvestment	Equity Fund

■ Schroder International Selection Fund QEP Global Emerging Markets A Accumulation USD
■ Benchmark: IX Aktien Emerging Markets USD



Risk key figures

SRI 1 2 3 4 5 6 7

Mountain-View Funds Rating²EDA³ 76

Yearly Performance

2023	+10.10%
2022	-25.22%
2021	+8.07%
2020	+8.06%
2019	+11.33%

Master data		Conditions		Other figures	
Fund type	Single fund	Issue surcharge	5.00%	Minimum investment	USD 1,000.00
Category	Equity	Planned administr. fee	0.00%	Savings plan	-
Sub category	Mixed Sectors	Deposit fees	0.30%	UCITS / OGAW	Yes
Fund domicile	Luxembourg	Redemption charge	0.00%	Performance fee	0.00%
Tranch volume	(05/31/2024) USD 2.82 mill.	Ongoing charges	-	Redeployment fee	0.00%
Total volume	(05/31/2024) USD 50.63 mill.	Dividends		Investment company	
Launch date	3/29/2012	Schroder IM (EU) 5, rue Höhenhof, 1736, Senningerberg Luxembourg https://www.schroders.com			
KESt report funds	Yes				
Business year start	01.01.				
Sustainability type	-				
Fund manager	Lukas Kamblevicius, Lukas Kamblevicius				

Performance	1M	6M	YTD	1Y	2Y	3Y	5Y	Since start
Performance	+0.78%	+7.18%	+3.50%	+11.25%	-1.43%	-18.13%	+8.08%	+16.69%
Performance p.a.	-	-	-	+11.22%	-0.72%	-6.45%	+1.56%	+1.28%
Sharpe ratio	0.58	0.99	0.43	0.59	-0.30	-0.66	-0.13	-0.17
Volatility	9.96%	11.21%	11.42%	12.71%	14.81%	15.48%	17.04%	14.73%
Worst month	-	-4.06%	-4.06%	-5.50%	-11.36%	-11.36%	-16.61%	-16.61%
Best month	-	7.41%	5.63%	7.41%	11.88%	11.88%	11.88%	12.27%
Maximum loss	-3.53%	-6.24%	-5.05%	-12.22%	-22.06%	-35.63%	-35.66%	-

Distribution permission

Austria, Germany, Switzerland, United Kingdom, Luxembourg

1 Important note on update status: The displayed date refers exclusively to the calculation of the NAV.

2 The Mountain-View Data Fund Rating calculates a computative ranking for funds using yield, volatility and trend data. For more information visit [MVD Funds Rating](#)

3 Displays the Ethical-Dynamical Ratio calculated according to standard criteria. The maximum value is 100. For more information visit [EDA](#)

DISCLAIMER: The information on this page are for informational purposes only and should neither an offer to sell nor a solicitation for the purchase of the security or recommendation in favor of the security to be understood. baha GmbH assumes no liability despite thorough searches for the accuracy of the data.

Funds data from: www.mountain-view.com. Fact Sheet created by: www.baha.com

Created: 06/03/2024

Schroder International Selection Fund QEP Global Emerging Markets A Accumulation USD / LU0747139391 / A1JT7S

Investment strategy

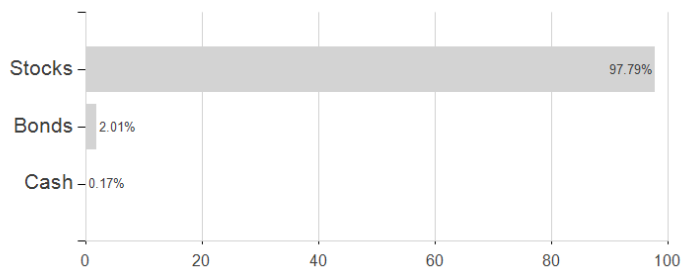
The fund is actively managed and invests at least two-thirds of its assets in a diversified portfolio of equity and equityrelated securities of companies in emerging market countries or companies who derive a significant proportion of their revenues or profits from emerging markets. The fund focuses on companies that have certain "Value" and/or "Quality" characteristics. Value is assessed by looking at indicators such as cash flows, dividends and earnings to identify securities which the investment manager believes have been undervalued by the market. Quality is assessed by looking at indicators such as a company's profitability, stability, financial strength, governance and growth. The fund may invest directly in China B-Shares and China H-Shares and may invest less than 20% of its assets (on a net basis) directly or indirectly (for example via participatory notes) in China A-Shares through Shanghai- Hong Kong Stock Connect and Shenzhen-Hong Kong Stock Connect and shares listed on the STAR Board and the ChiNext.

Investment goal

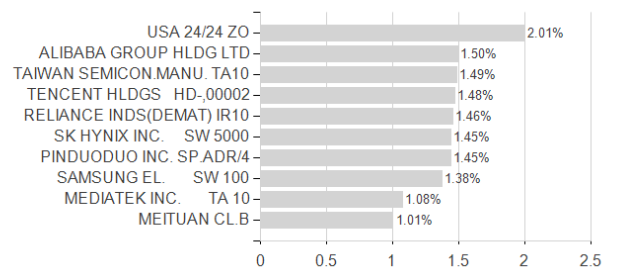
The fund aims to provide capital growth and income in excess of the MSCI Emerging Markets (Net TR) Index after fees have been deducted over a three to five year period by investing in equities of companies in emerging market countries.

Assessment Structure

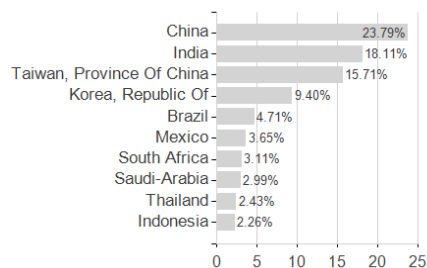
Assets



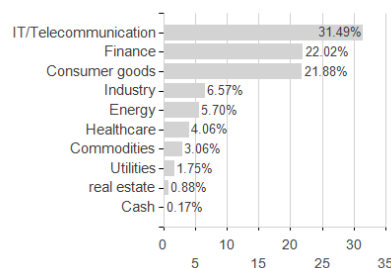
Largest positions



Countries



Branches



Currencies

