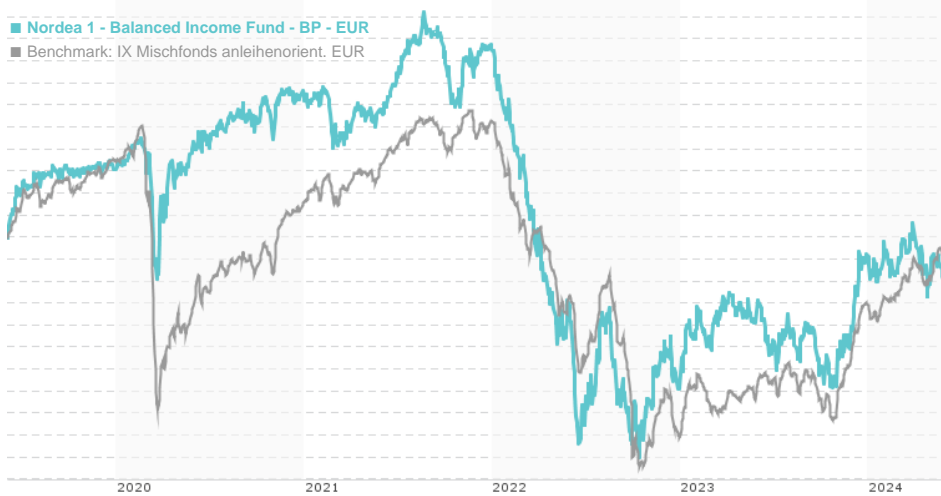


Nordea 1 - Balanced Income Fund - BP - EUR / LU0634509953 / A1JYYS / Nordea Inv. Funds

Last 05/31/2024 ¹	Region	Branch	Type of yield	Type
106.11 EUR	Worldwide	Mixed Fund/Focus Bonds	reinvestment	Mixed Fund

■ Nordea 1 - Balanced Income Fund - BP - EUR
■ Benchmark: IX Mischfonds anleihenorient. EUR



Risk key figures

SRI 1 2 3 4 5 6 7

Mountain-View Funds Rating²EDA³ 77

Yearly Performance

2023	+6.58%
2022	-14.15%
2021	+2.13%
2020	+3.06%
2019	+7.46%

Master data		Conditions		Other figures	
Fund type	Single fund	Issue surcharge	1.00%	Minimum investment	UNT 0
Category	Mixed Fund	Planned administr. fee	0.00%	Savings plan	-
Sub category	Mixed Fund/Focus Bonds	Deposit fees	0.00%	UCITS / OGAW	Yes
Fund domicile	Luxembourg	Redemption charge	0.00%	Performance fee	0.00%
Tranch volume	(05/31/2024) EUR 33.90 mill.	Ongoing charges	-	Redeployment fee	0.00%
Total volume	(05/31/2024) EUR 427.14 mill.	Dividends		Investment company	
Launch date	2/22/2012	Nordea Inv. Funds			
KESr report funds	Yes	562, Rue de Neudorf, 2017, Luxembourg			
Business year start	01.01.	Luxembourg			
Sustainability type	-	https://www.nordea.lu			
Fund manager	Multi Assets Team				

Performance	1M	6M	YTD	1Y	2Y	3Y	5Y	Since start
Performance	-0.18%	+1.92%	-1.56%	+0.57%	+1.52%	-7.47%	-2.33%	-0.41%
Performance p.a.	-	-	-	+0.57%	+0.76%	-2.55%	-0.47%	-0.05%
Sharpe ratio	-1.39	0.02	-1.50	-0.57	-0.45	-1.03	-0.78	-0.86
Volatility	4.25%	5.30%	5.03%	5.62%	6.69%	6.18%	5.45%	4.46%
Worst month	-	-2.75%	-2.75%	-2.75%	-4.92%	-4.92%	-4.92%	-4.92%
Best month	-	3.53%	3.53%	3.53%	5.15%	5.15%	5.15%	5.15%
Maximum loss	-1.70%	-3.31%	-3.31%	-4.11%	-7.06%	-18.34%	-18.34%	-

Distribution permission

Austria, Germany, Switzerland, United Kingdom

¹ Important note on update status: The displayed date refers exclusively to the calculation of the NAV.

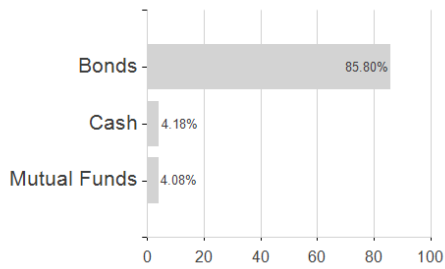
² The Mountain-View Data Fund Rating calculates a comparative ranking for funds using yield, volatility and trend data. For more information visit [MVD Funds Rating](#)

³ Displays the Ethical-Dynamical Ratio calculated according to standard criteria. The maximum value is 100. For more information visit [EDA](#)

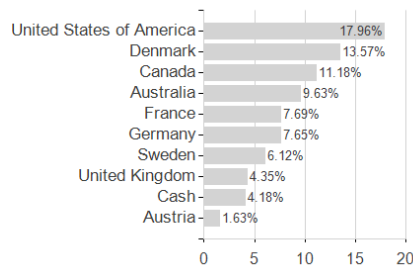
Nordea 1 - Balanced Income Fund - BP - EUR / LU0634509953 / A1JYYS / Nordea Inv. Funds

Assessment Structure

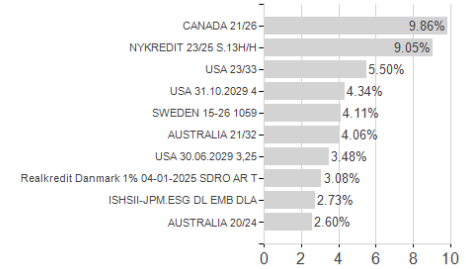
Assets



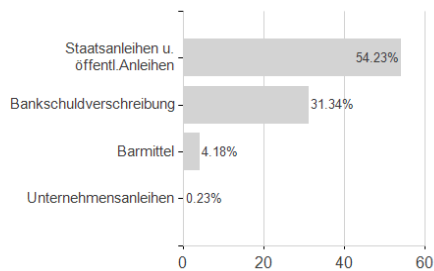
Countries



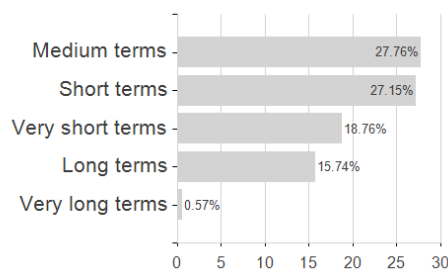
Largest positions



Issuer



Duration



Currencies

