

JPMorgan Investment Funds - Europe Strategic Dividend Fund D (div) - EUR / LU0714182606 / A1JQFS / JPMorgan

Last 06/20/2024 ¹	Region	Branch	Type of yield	Type
126.15 EUR	Europe	Mixed Sectors	paying dividend	Equity Fund



Risk key figures

SRI	1	2	3	4	5	6	7
Mountain-View Funds Rating ²	EDA ³						
	72						

Yearly Performance

2023	+13.59%
2022	-9.43%
2021	+25.79%
2020	-13.72%
2019	+18.99%

Master data		Conditions		Other figures	
-------------	--	------------	--	---------------	--

Fund type	Single fund	Issue surcharge	5.00%	Minimum investment	USD 5,000.00
Category	Equity	Planned administr. fee	0.00%	Savings plan	-
Sub category	Mixed Sectors	Deposit fees	0.00%	UCITS / OGAW	Yes
Fund domicile	Luxembourg	Redemption charge	0.50%	Performance fee	0.00%
Tranch volume	(06/20/2024) EUR 56.25 mill.	Ongoing charges	-	Redeployment fee	0.00%
Total volume	(06/20/2024) EUR 535.00 mill.	Dividends		Investment company	
Launch date	12/1/2011	08.05.2024	1.57 EUR	JPMorgan AM (EU)	
KESt report funds	No	08.02.2024	1.46 EUR	PO Box 275, 2012, Luxembourg	
Business year start	01.01.	08.11.2023	1.36 EUR	Luxembourg	
Sustainability type	-	08.08.2023	1.40 EUR	https://www.jpmorganassetmanagement.de	
Fund manager	M. Barakos, T. Buckingham, I. Butler	11.05.2023	1.42 EUR		

Performance	1M	6M	YTD	1Y	2Y	3Y	5Y	Since start
Performance	-0.85%	+12.00%	+11.47%	+18.03%	+31.42%	+23.61%	+32.22%	+129.64%
Performance p.a.	-	-	-	+17.98%	+14.62%	+7.32%	+5.74%	+6.84%
Sharpe ratio	-1.31	2.45	2.46	1.49	0.93	0.27	0.12	0.21
Volatility	10.12%	8.90%	9.15%	9.59%	11.78%	13.53%	16.98%	14.90%
Worst month	-	-0.64%	-0.64%	-3.92%	-8.99%	-8.99%	-21.18%	-21.18%
Best month	-	4.69%	4.69%	5.60%	6.54%	6.54%	17.26%	17.26%
Maximum loss	-2.97%	-2.97%	-2.97%	-5.96%	-11.76%	-20.39%	-40.34%	-

Distribution permission

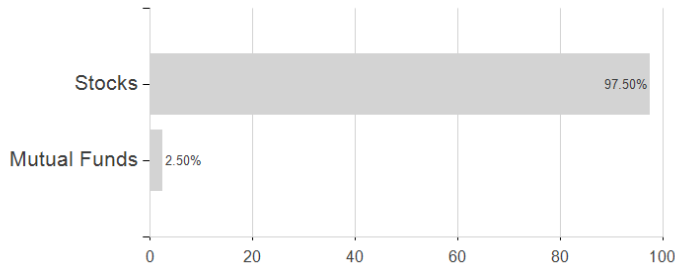
Austria, Germany, Switzerland, United Kingdom, Luxembourg

1 Important note on update status: The displayed date refers exclusively to the calculation of the NAV.
 2 The Mountain-View Data Fund Rating calculates a comparative ranking for funds using yield, volatility and trend data. For more information visit [MVD Funds Rating](#)
 3 Displays the Ethical-Dynamical Ratio calculated according to standard criteria. The maximum value is 100. For more information visit [EDA](#)

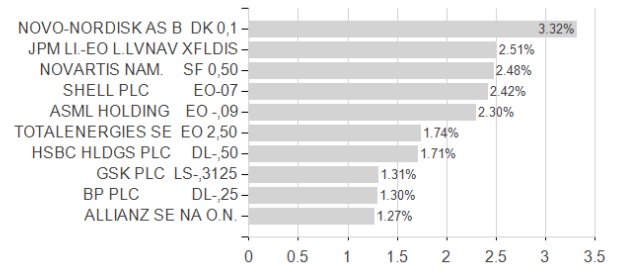
JPMorgan Investment Funds - Europe Strategic Dividend Fund D (div) - EUR / LU0714182606 / A1JQFS / JPMorgan

Assessment Structure

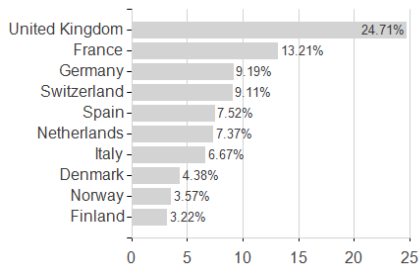
Assets



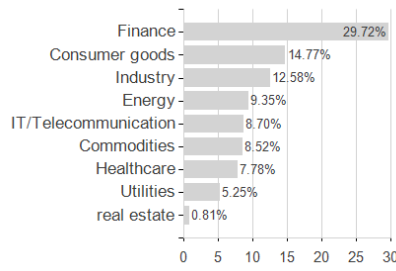
Largest positions



Countries



Branches



Currencies

