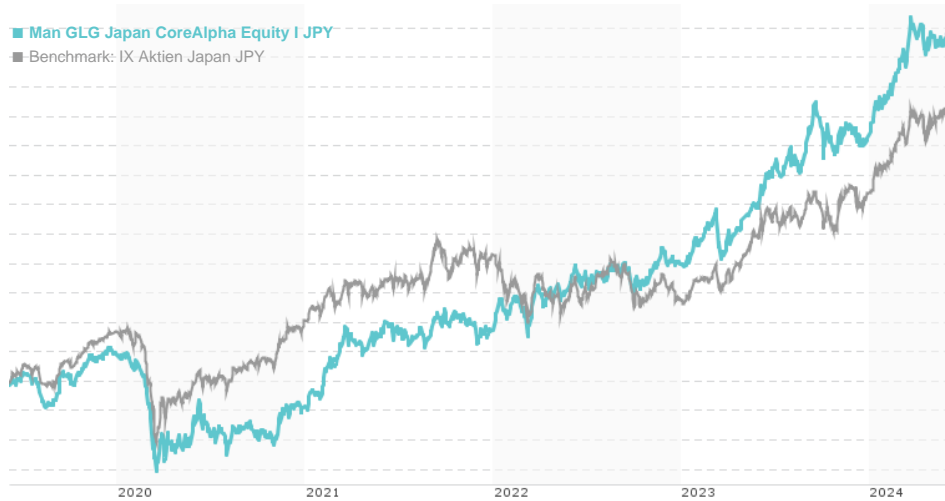


Man GLG Japan CoreAlpha Equity I JPY / IE00B5649G90 / A1CS1T / Man AM (IE)

Last 05/31/2024 ¹	Country	Branch	Type of yield	Type
41723.00 JPY	Japan	Mixed Sectors	reinvestment	Equity Fund



Risk key figures

SRI 1 2 3 4 5 6 7

Mountain-View Funds Rating² EDA³

▲▲▲▲▲▲ 80

Yearly Performance

2023	+30.44%
2022	+18.88%
2021	+28.20%
2020	-15.91%
2019	+9.25%

Master data		Conditions		Other figures	
Fund type	Single fund	Issue surcharge	0.00%	Minimum investment	JPY 100,000,000.00
Category	Equity	Planned administr. fee	0.00%	Savings plan	-
Sub category	Mixed Sectors	Deposit fees	0.04%	UCITS / OGAW	Yes
Fund domicile	Ireland	Redemption charge	0.00%	Performance fee	0.00%
Tranch volume	(02/04/2022) JPY 69,264.55 mill.	Ongoing charges	-	Redeployment fee	0.00%
Total volume	(05/31/2024) JPY 424,466.64 mill.	Dividends		Investment company	
Launch date	1/28/2010			Man AM (IE)	
KESt report funds	Yes			70 Sir John Rogerson's Quay, Dublin 2, Dublin 2	
Business year start	01.01.			Ireland	
Sustainability type	-			https://www.man.com	
Fund manager	Jeffrey Atherton, Adrian Edwards, Emily Badger, Stephen Harget				

Performance	1M	6M	YTD	1Y	2Y	3Y	5Y	Since start
Performance	-0.21%	+17.53%	+19.45%	+37.29%	+63.99%	+87.15%	+123.13%	+408.88%
Performance p.a.	-	-	-	+37.17%	+28.01%	+23.23%	+17.39%	+13.58%
Sharpe ratio	-0.47	2.33	3.46	2.17	1.61	1.23	0.65	0.47
Volatility	13.22%	14.77%	14.81%	15.46%	15.12%	15.85%	20.94%	20.76%
Worst month	-	-1.61%	-1.61%	-4.48%	-6.77%	-6.77%	-15.09%	-15.09%
Best month	-	7.96%	7.96%	8.71%	8.71%	8.71%	12.08%	15.58%
Maximum loss	-2.22%	-5.51%	-5.51%	-9.71%	-10.54%	-10.60%	-37.81%	-

Distribution permission

Austria, Germany, Switzerland, United Kingdom

¹ Important note on update status: The displayed date refers exclusively to the calculation of the NAV.

DISCLAIMER: The information on this page are for informational purposes only and should neither an offer to sell nor a solicitation for the purchase of the security or recommendation in favor of the security to be understood. baha GmbH assumes no liability despite thorough searches for the accuracy of the data.
Funds data from: www.mountain-view.com. Fact Sheet created by: www.baha.com

Man GLG Japan CoreAlpha Equity I JPY / IE00B5649G90 / A1CS1T / Man AM (IE)

2 The Mountain-View Data Fund Rating calculates a comparative ranking for funds using yield, volatility and trend data. For more information visit [MVD Funds Rating](#)

Investment strategy

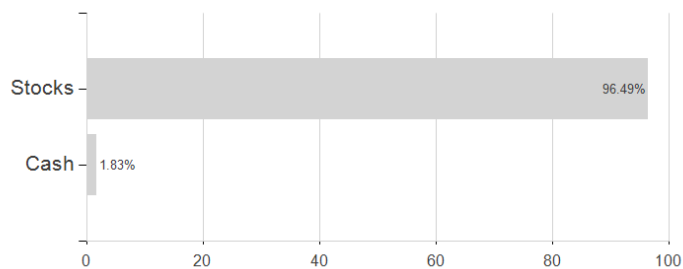
The Fund seeks long term gains by investing primarily in listed or traded shares (or related instruments) of issuers in Japan, or which derive a substantial part of their revenue from Japan. It may also invest in other asset classes, including debt securities, currencies, deposits and other funds and in other regions. Focus would be on shares considered undervalued based on their Price to Book ratio (financial ratio used to compare a company's current market price to the value of all the assets of this company). The Fund focuses on stock selection and will generally be well- diversified. The Investment Manager selects stocks for investment from approximately the top 300 stocks by market capitalisation in the Tokyo market.

Investment goal

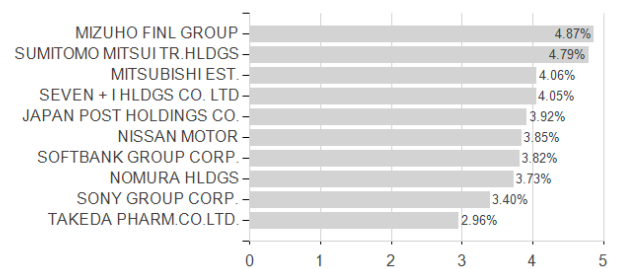
The Fund's investment objective is to provide a high total return for a suitable long term appreciation of the investor's capital.

Assessment Structure

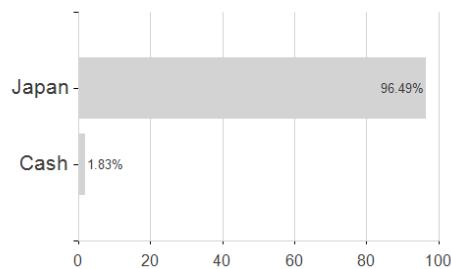
Assets



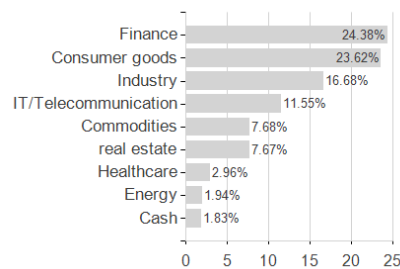
Largest positions



Countries



Branches



Currencies

