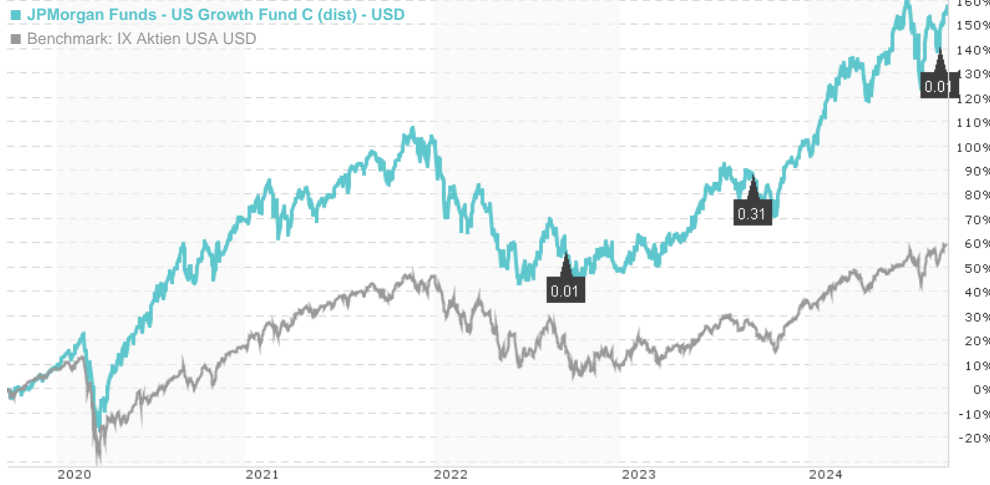


JPMorgan Funds - US Growth Fund C (dist) - USD / LU0647025211 / A1JCRF / JPMorgan AM (EU)

Last 09/25/2024 <sup>1</sup>	Country	Branch	Type of yield	Type
727.41 USD	United States of America	Mixed Sectors	paying dividend	Equity Fund



Risk key figures

SRI	1	2	3	4	5	6	7	
Mountain-View Funds Rating <sup>2</sup>							EDA <sup>3</sup>	76

Yearly Performance

2023	+36.08%
2022	-26.13%
2021	+19.21%
2020	+55.69%
2019	+38.63%

Master data		Conditions		Other figures	
Fund type	Single fund	Issue surcharge	0.00%	Minimum investment	USD 10,000,000.00
Category	Equity	Planned administr. fee	0.00%	Savings plan	-
Sub category	Mixed Sectors	Deposit fees	0.00%	UCITS / OGAW	Yes
Fund domicile	Luxembourg	Redemption charge	0.00%	Performance fee	0.00%
Tranch volume	(09/25/2024) USD 6.36 mill.	Ongoing charges	-	Redeployment fee	0.00%
Total volume	(09/25/2024) USD 4,629.86 mill.	Dividends		Investment company	
Launch date	7/14/2011	11.09.2024	0.01 USD	JPMorgan AM (EU) PO Box 275, 2012, Luxembourg Luxembourg <a href="https://www.jpmorganassetmanagement.de">https://www.jpmorganassetmanagement.de</a>	
KESr report funds	Yes	13.09.2023	0.31 USD		
Business year start	01.07.	14.09.2022	0.01 USD		
Sustainability type	-	09.09.2021	0.01 USD		
Fund manager	Giri Devulapally, Joseph Wilson, Holly Moris, Larry Lee, Robert Maloney	10.09.2020	0.01 USD		

Performance	1M	6M	YTD	1Y	2Y	3Y	5Y	Since start
Performance	+2.63%	+9.00%	+26.90%	+44.07%	+73.10%	+33.13%	+160.83%	+642.52%
Performance p.a.	-	-	-	+43.92%	+31.57%	+10.02%	+21.11%	+16.39%
Sharpe ratio	2.17	0.75	1.78	2.21	1.51	0.32	0.79	0.68
Volatility	15.59%	20.47%	19.75%	18.42%	18.70%	20.92%	22.58%	19.15%
Worst month	-	-4.52%	-4.52%	-5.18%	-7.35%	-11.59%	-11.59%	-11.59%
Best month	-	8.20%	8.20%	12.09%	12.09%	12.09%	18.68%	18.68%
Maximum loss	-4.68%	-14.05%	-14.05%	-14.05%	-14.05%	-31.65%	-32.39%	-

Distribution permission

Austria, Germany, Switzerland, United Kingdom, Czech Republic

<sup>1</sup> Important note on update status: The displayed date refers exclusively to the calculation of the NAV.

<sup>2</sup> The Mountain-View Data Fund Rating calculates a comparative ranking for funds using yield, volatility and trend data. For more information visit [MVD Funds Rating](#)

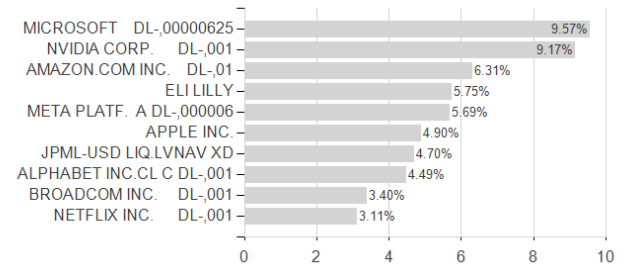
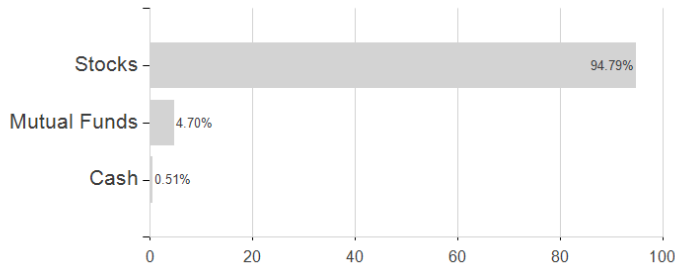
<sup>3</sup> Displays the Ethical-Dynamical Ratio calculated according to standard criteria. The maximum value is 100. For more information visit [EDA](#)

**JPMorgan Funds - US Growth Fund C (dist) - USD / LU0647025211 / A1JCRF / JPMorgan AM (EU)**

Assessment Structure

Assets

Largest positions



Countries

Branches

Currencies

