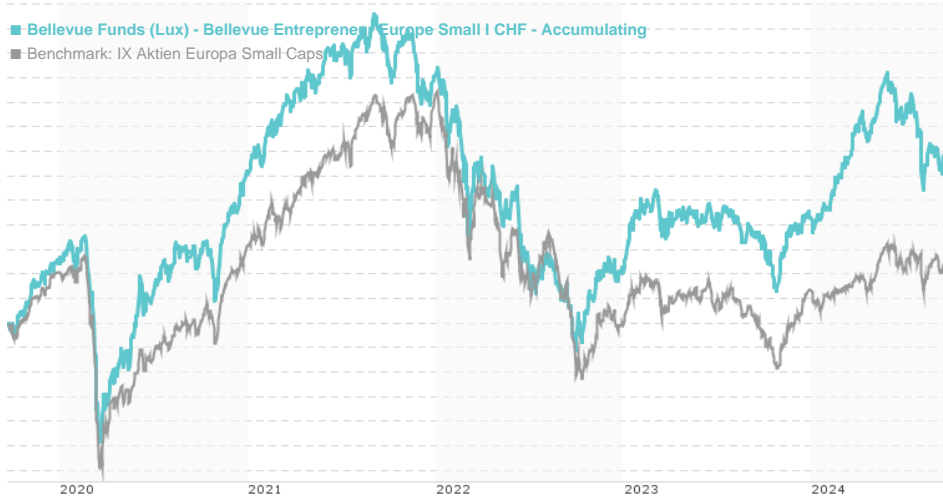


**Bellevue Funds (Lux) - Bellevue Entrepreneur Europe Small I CHF - Accumulating / LU0631859575 / A1JG2J /**

Last 09/19/2024 <sup>1</sup>	Region	Branch	Type of yield	Type
341.39 CHF	Europe	Mixed Sectors	reinvestment	Equity Fund



**Risk key figures**

SRI	1	2	3	4	5	6	7
Mountain-View Funds Rating <sup>2</sup>	EDA <sup>3</sup>						
	84						

**Yearly Performance**

2023	+10.13%
2022	-26.50%
2021	+15.16%
2020	+16.14%
2019	+23.73%

Master data		Conditions		Other figures	
Fund type	Single fund	Issue surcharge	5.00%	Minimum investment	UNT 0
Category	Equity	Planned administr. fee	0.00%	Savings plan	-
Sub category	Mixed Sectors	Deposit fees	0.00%	UCITS / OGAW	Yes
Fund domicile	Luxembourg	Redemption charge	0.00%	Performance fee	10.00%
Tranch volume	-	Ongoing charges	-	Redeployment fee	0.00%
Total volume	(09/19/2024) EUR 138.95 mill.	<b>Dividends</b>		<b>Investment company</b>	
Launch date	6/30/2011	Waystone M.Co.(Lux)			
KESt report funds	Yes	19, rue de Bitbourg, 1273, Luxembourg			
Business year start	01.07.	Luxembourg			
Sustainability type	-	www.waystone.com			
Fund manager	B. Olsen, M. Keusch, L. Picard				

Performance	1M	6M	YTD	1Y	2Y	3Y	5Y	Since start
Performance	+0.39%	+1.46%	+12.68%	+16.14%	+32.40%	-12.13%	+34.25%	+173.11%
Performance p.a.	-	-	-	+16.10%	+15.04%	-4.22%	+6.06%	+7.89%
Sharpe ratio	0.09	-0.03	1.03	0.87	0.76	-0.42	0.14	0.25
Volatility	13.86%	15.58%	14.23%	14.61%	15.25%	18.20%	18.96%	17.58%
Worst month	-	-5.57%	-5.57%	-5.88%	-10.12%	-12.26%	-18.02%	-18.02%
Best month	-	7.24%	7.24%	7.40%	9.98%	9.98%	15.76%	15.76%
Maximum loss	-4.35%	-15.86%	-15.86%	-15.86%	-16.17%	-40.82%	-41.98%	-

**Distribution permission**

Austria, Germany, Switzerland, United Kingdom, Czech Republic

<sup>1</sup> Important note on update status: The displayed date refers exclusively to the calculation of the NAV.

<sup>2</sup> The Mountain-View Data Fund Rating calculates a comparative ranking for funds using yield, volatility and trend data. For more information visit [MVD Funds Rating](#)

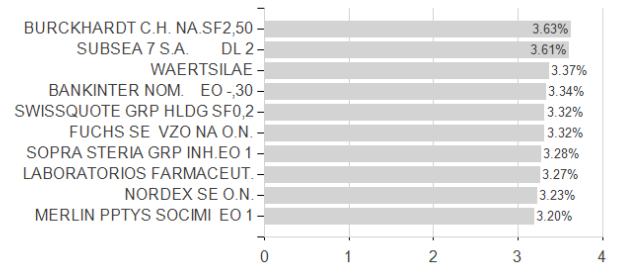
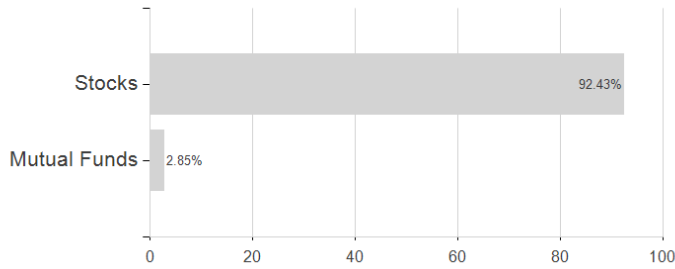
<sup>3</sup> Displays the Ethical-Dynamical Ratio calculated according to standard criteria. The maximum value is 100. For more information visit [EDA](#)

**Bellevue Funds (Lux) - Bellevue Entrepreneur Europe Small I CHF - Accumulating / LU0631859575 / A1JG2J /**

Assessment Structure

Assets

Largest positions



Countries

Branches

Currencies

