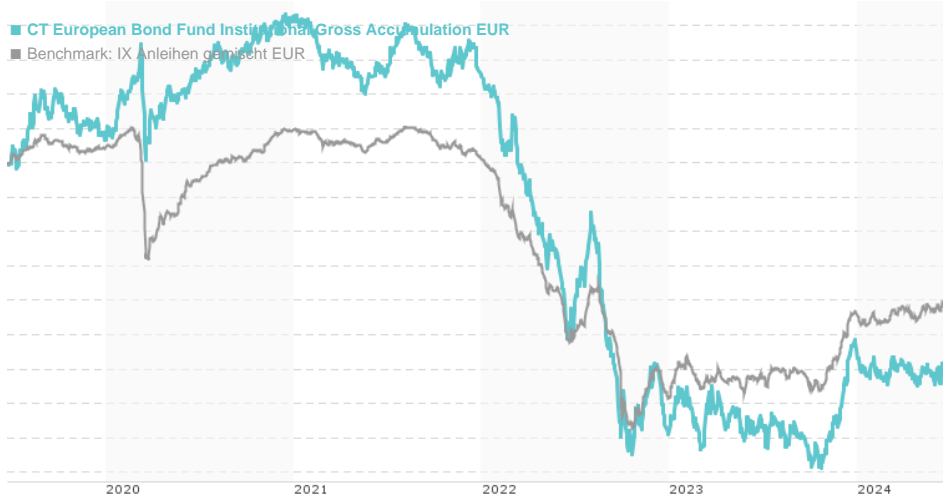


CT European Bond Fund Institutional Gross Accumulation EUR / GB00B3T70242 / A1JFGU / Threadneedle Inv. S.

Last 06/21/2024 <sup>1</sup>	Region	Branch	Type of yield	Type
1.51 EUR	Europe	Bonds: Mixed	reinvestment	Fixed-Income Fund



Risk key figures

SRI	1	2	3	4	5	6	7
Mountain-View Funds Rating <sup>2</sup>	EDA <sup>3</sup>						
	85						

Yearly Performance

2023	+5.88%
2022	-19.85%
2021	-3.16%
2020	+7.08%
2019	+7.31%

Master data		Conditions		Other figures	
Fund type	Single fund	Issue surcharge	0.00%	Minimum investment	EUR 750,000.00
Category	Bonds	Planned administr. fee	0.00%	Savings plan	-
Sub category	Bonds: Mixed	Deposit fees	0.01%	UCITS / OGAW	-
Fund domicile	United Kingdom	Redemption charge	0.00%	Performance fee	0.00%
Tranch volume	(06/21/2024) EUR 3.67 mill.	Ongoing charges	-	Redeployment fee	0.00%
Total volume	(06/21/2024) EUR 114.50 mill.	Dividends		Investment company	
Launch date	3/18/2011	Threadneedle Inv. S.			
KESt report funds	Yes	Cannon Place, 78 Cannon Street, EC4N 6AG, London			
Business year start	01.04.	United Kingdom			
Sustainability type	-	https://www.columbiathreadneedle.co.uk			
Fund manager	Alexander Batten				

Performance	1M	6M	YTD	1Y	2Y	3Y	5Y	Since start
Performance	+0.68%	-0.88%	-0.67%	+4.61%	-1.45%	-16.15%	-11.30%	+32.36%
Performance p.a.	-	-	-	+4.60%	-0.73%	-5.70%	-2.37%	+2.14%
Sharpe ratio	0.92	-1.17	-1.09	0.16	-0.61	-1.39	-1.01	-0.35
Volatility	5.04%	4.68%	4.73%	5.60%	7.33%	6.79%	6.05%	4.55%
Worst month	-	-1.35%	-1.35%	-1.94%	-5.96%	-5.96%	-5.96%	-5.96%
Best month	-	3.86%	3.86%	3.86%	4.62%	4.62%	4.62%	4.62%
Maximum loss	-1.04%	-2.96%	-1.88%	-3.79%	-15.34%	-23.97%	-24.30%	-

Distribution permission

Switzerland

<sup>1</sup> Important note on update status: The displayed date refers exclusively to the calculation of the NAV.

<sup>2</sup> The Mountain-View Data Fund Rating calculates a comparative ranking for funds using yield, volatility and trend data. For more information visit [MVD Funds Rating](#)

<sup>3</sup> Displays the Ethical-Dynamical Ratio calculated according to standard criteria. The maximum value is 100. For more information visit [EDA](#)

**CT European Bond Fund Institutional Gross Accumulation EUR / GB00B3T70242 / A1JFGU / Threadneedle Inv. S.**

**Investment strategy**

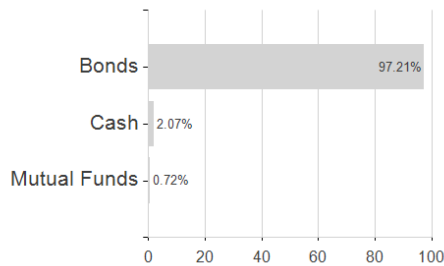
The Fund usually selects bonds that are investment grade, but may include some bonds with a lower credit rating in the portfolio if this is considered appropriate, as well as bonds denominated in non-European currencies. The Fund may also invest in other assets such as cash and deposits, and hold other funds (including funds managed by Columbia Threadneedle companies) when deemed appropriate. The Fund is not permitted to invest in derivatives for investment purposes, but derivatives may be used with the aim of reducing risk or managing the Fund more efficiently. Derivatives are sophisticated investment instruments linked to the rise and fall of the price of other assets.

**Investment goal**

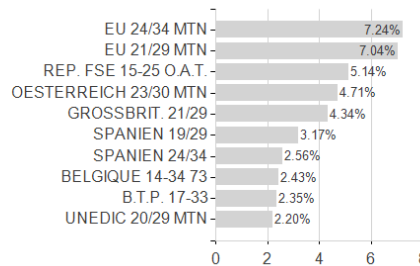
The Fund aims to provide income with the prospect of some investment growth over the long term. It looks to outperform the ICE BofA Pan-Europe Broad Market Index over rolling 3-year periods, after the deduction of charges. The Fund is actively managed, and invests at least two-thirds of its assets in bonds issued by governments, quasi-government entities and companies (corporate bonds) that are denominated in a European currency.

**Assessment Structure**

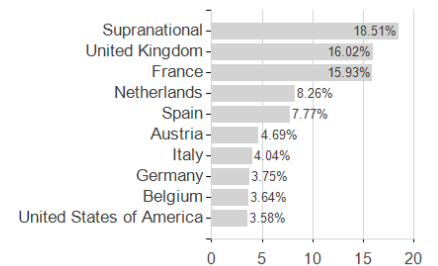
**Assets**



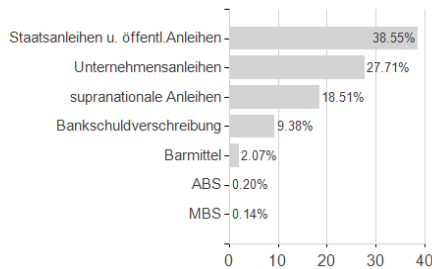
**Largest positions**



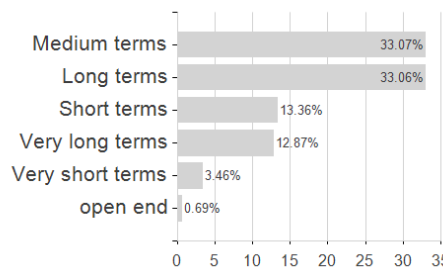
**Countries**



**Issuer**



**Duration**



**Currencies**

