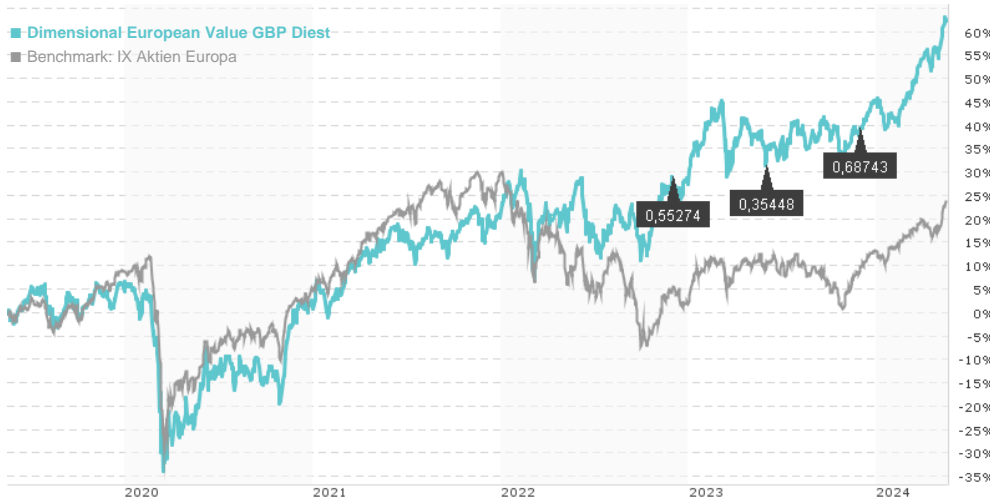


Dimensional European Value GBP Diest / IE00B1W6CX94 / A1C9DJ / Dimensional Fd. Ad.

Last 05/16/2024 ¹	Region	Branch	Type of yield	Type
27.43 GBP	Europe	Mixed Sectors	paying dividend	Equity Fund

■ Dimensional European Value GBP Diest
■ Benchmark: IX Aktien Europa



Risk key figures

SRI 1 2 3 4 5 6 7

Mountain-View Funds Rating² EDA³

▲ ▲ ▲ ▲ ▲ ▲

Yearly Performance

2023	+13.65%
2022	+6.01%
2021	+19.44%
2020	-3.76%
2019	+11.53%

Master data		Conditions		Other figures	
Fund type	Single fund	Issue surcharge	0.00%	Minimum investment	GBP 100,000.00
Category	Equity	Planned administr. fee	0.00%	Savings plan	-
Sub category	Mixed Sectors	Deposit fees	0.01%	UCITS / OGAW	Yes
Fund domicile	Ireland	Redemption charge	0.00%	Performance fee	0.00%
Tranch volume	-	Ongoing charges	-	Redeployment fee	0.00%
Total volume	(02/29/2024) EUR 122.01 mill.	Dividends		Investment company	
Launch date	2/19/2009	30.11.2023	0.69 GBP	Dimensional Fd. Ad. Kurfürstendamm 194, 10707, Berlin Germany http://www.eu.dimensional.com	
KESr report funds	No	31.05.2023	0.35 GBP		
Business year start	01.12.	30.11.2022	0.55 GBP		
Sustainability type	-	31.05.2022	0.30 GBP		
Fund manager	-	30.11.2021	0.44 GBP		

Performance	1M	6M	YTD	1Y	2Y	3Y	5Y	Since start
Performance	+6.94%	+17.53%	+11.91%	+18.31%	+32.43%	+40.50%	+61.09%	+335.46%
Performance p.a.	-	-	-	+18.26%	+15.06%	+12.00%	+9.99%	+10.13%
Sharpe ratio	10.77	3.93	3.43	1.39	0.80	0.55	0.29	0.31
Volatility	11.37%	8.81%	9.26%	10.41%	14.10%	15.01%	21.20%	20.41%
Worst month	-	-2.37%	-2.37%	-5.85%	-8.76%	-8.76%	-19.78%	-19.78%
Best month	-	5.59%	5.59%	5.59%	7.74%	7.74%	20.35%	20.35%
Maximum loss	-1.40%	-4.58%	-4.58%	-6.64%	-13.56%	-17.57%	-37.98%	-

Distribution permission

Germany, Switzerland, United Kingdom

¹ Important note on update status: The displayed date refers exclusively to the calculation of the NAV.

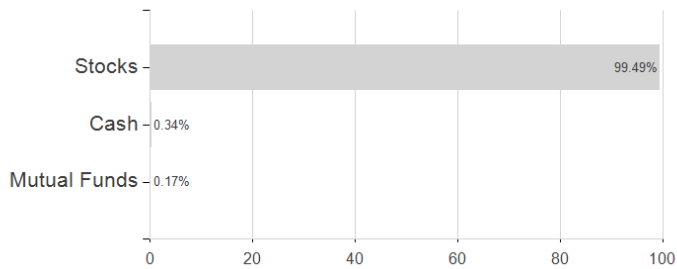
² The Mountain-View Data Fund Rating calculates a comparative ranking for funds using yield, volatility and trend data. For more information visit [MVD Funds Rating](#)

³ Displays the Ethical-Dynamical Ratio calculated according to standard criteria. The maximum value is 100. For more information visit [EDA](#)

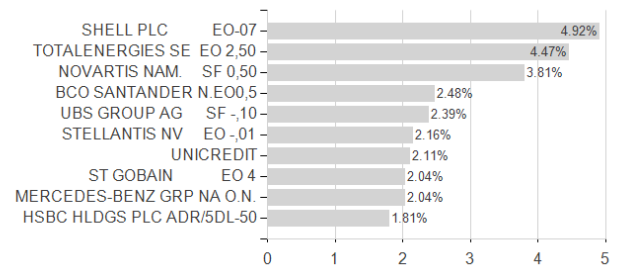
Dimensional European Value GBP Diest / IE00B1W6CX94 / A1C9DJ / Dimensional Fd. Ad.

Assessment Structure

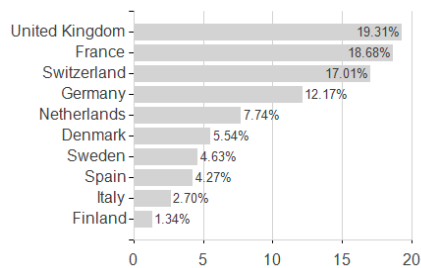
Assets



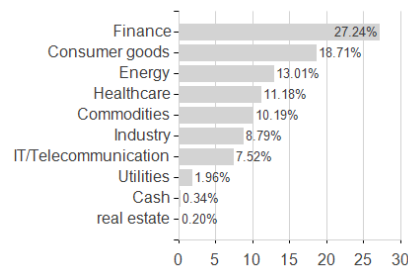
Largest positions



Countries



Branches



Currencies

