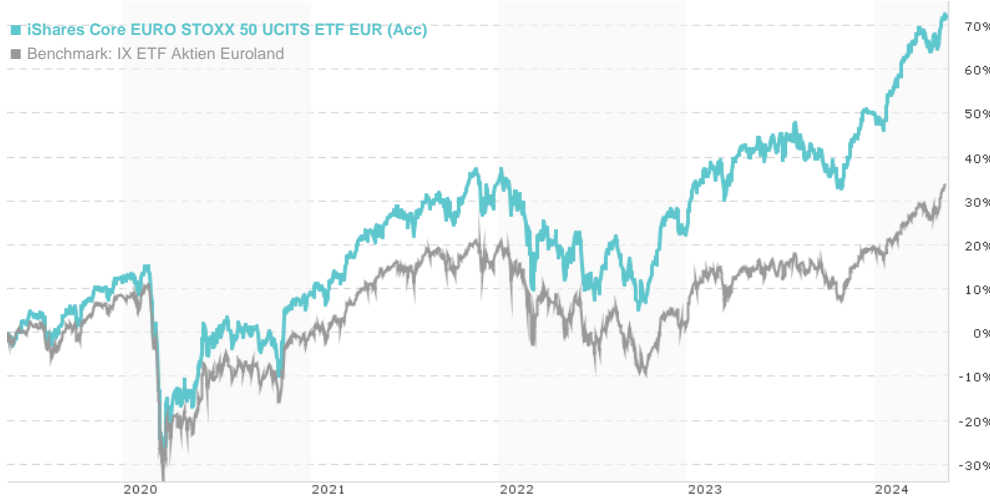


## iShares Core EURO STOXX 50 UCITS ETF EUR (Acc) / IE00B53L3W79 / A0YEDJ / BlackRock AM (IE)

Last 05/20/2024 <sup>1</sup>	Region	Branch	Type of yield	Type
186.22 EUR	Euroland	ETF Stocks	reinvestment	Alternative Investm.

■ iShares Core EURO STOXX 50 UCITS ETF EUR (Acc)  
■ Benchmark: IX ETF Aktien Euroland



## Risk key figures

SRI 1 2 3 4 5 6 7

Mountain-View Funds Rating<sup>2</sup>

▲ ▲ ▲ ▲ ▲ ▲

EDA<sup>3</sup>

61

## Yearly Performance

2023	+22.78%
2022	-9.21%
2021	+23.54%
2020	-2.46%
2019	+29.62%

Master data		Conditions		Other figures	
Fund type	Single fund	Issue surcharge	0.00%	Minimum investment	UNT 1
Category	Equity	Planned administr. fee	0.00%	Savings plan	Yes
Sub category	ETF Stocks	Deposit fees	0.00%	UCITS / OGAW	Yes
Fund domicile	Ireland	Redemption charge	0.00%	Performance fee	0.00%
Tranch volume	(05/20/2024) EUR 4,562.33 mill.	Ongoing charges	-	Redeployment fee	0.00%
Total volume	(05/20/2024) EUR 4,562.33 mill.	Dividends		Investment company	
Launch date	1/26/2010			BlackRock AM (IE)	
KESt report funds	Yes			12 Throgmorton Avenue, EC2N 2DL, London	
Business year start	01.08.			United Kingdom	
Sustainability type	-			https://www.blackrock.com	
Fund manager	-				

Performance	1M	6M	YTD	1Y	2Y	3Y	5Y	Since start
Performance	+4.14%	+19.37%	+14.59%	+18.96%	+47.27%	+38.81%	+73.15%	+186.49%
Performance p.a.	-	-	-	+19.02%	+21.32%	+11.54%	+11.59%	+7.63%
Sharpe ratio	5.17	3.96	3.64	1.25	1.13	0.44	0.38	0.19
Volatility	12.72%	9.87%	10.76%	12.16%	15.52%	17.50%	20.47%	19.99%
Worst month	-	-2.31%	-2.31%	-3.84%	-8.75%	-8.75%	-16.18%	-16.18%
Best month	-	8.06%	5.05%	8.06%	9.92%	9.92%	18.06%	18.06%
Maximum loss	-2.12%	-3.16%	-3.16%	-10.08%	-14.33%	-23.36%	-38.23%	-

## Distribution permission

Austria, Germany, Switzerland, United Kingdom

<sup>1</sup> Important note on update status: The displayed date refers exclusively to the calculation of the NAV.

DISCLAIMER: The information on this page are for informational purposes only and should neither an offer to sell nor a solicitation for the purchase of the security or recommendation in favor of the security to be understood. baha GmbH assumes no liability despite thorough searches for the accuracy of the data.  
Funds data from: www.mountain-view.com. Fact Sheet created by: www.baha.com

## iShares Core EURO STOXX 50 UCITS ETF EUR (Acc) / IE00B53L3W79 / A0YEDJ / BlackRock AM (IE)

2 The Mountain-View Data Fund Rating calculates a comparative ranking for funds using yield, volatility and trend data. For more information visit [MVD Funds Rating](#)

### Investment strategy

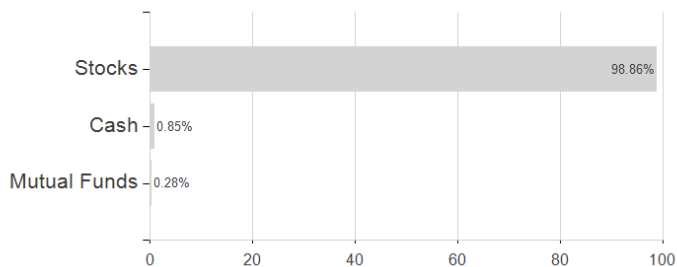
The Fund intends to replicate the Index by holding the equity securities which make up the Index, in similar proportions to it. The Fund may also engage in short-term secured lending of its investments to certain eligible third parties to generate additional income to off-set the costs of the Fund. The investment manager may use financial derivative instruments (FDIs) (i.e. investments the prices of which are based on one or more underlying assets) to help achieve the Fund's investment objectives. FDIs may be used for direct investment purposes. The price of equity securities fluctuates daily and may be influenced by factors affecting the performance of the individual companies issuing the equities, as well as by daily stock market movements, and broader economic and political developments which in turn may affect the value of your investment.

### Investment goal

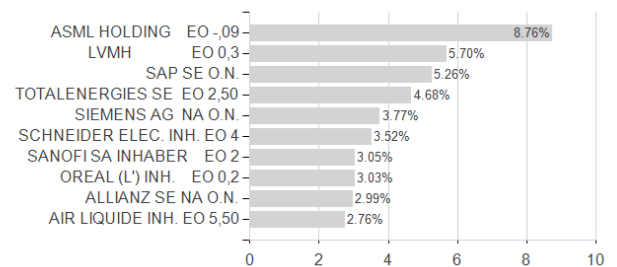
The Share Class is a share class of a Fund which aims to achieve a return on your investment, through a combination of capital growth and income on the Fund's assets, which reflects the return of the EURO STOXX 50 Index, the Fund's benchmark index (Index). The Share Class, via the Fund, is passively managed and aims to invest so far as possible and practicable in the equity securities (e.g. shares) that make up the Index.

### Assessment Structure

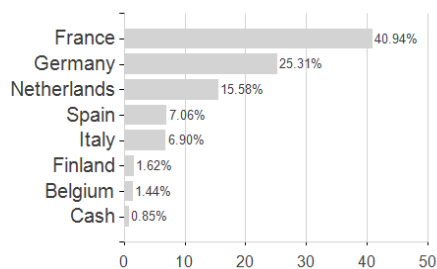
#### Assets



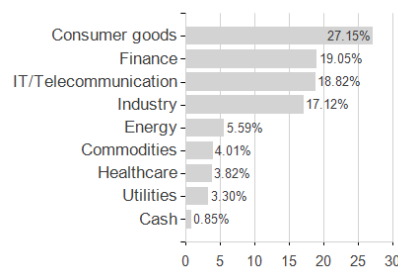
#### Largest positions



#### Countries



#### Branches



#### Currencies

