

## JPMorgan Funds - China Fund - JPM China A (acc) - SGD / LU0456827905 / A0YCGE / JPMorgan AM (EU)

Last 05/30/2024 <sup>1</sup>	Country	Branch	Type of yield	Type
17.09 SGD	China	Mixed Sectors	reinvestment	Equity Fund

■ JPMorgan Funds - China Fund - JPM China A (acc) - SGD  
■ Benchmark: IX Aktien China



## Risk key figures

SRI 1 2 3 4 5 6 7

Mountain-View Funds Rating<sup>2</sup>EDA<sup>3</sup> 73

## Yearly Performance

2023	-24.57%
2022	-26.31%
2021	-18.56%
2020	+66.25%
2019	+39.36%

Master data		Conditions		Other figures	
Fund type	Single fund	Issue surcharge	5.00%	Minimum investment	USD 35,000.00
Category	Equity	Planned administr. fee	0.00%	Savings plan	-
Sub category	Mixed Sectors	Deposit fees	0.00%	UCITS / OGAW	Yes
Fund domicile	Luxembourg	Redemption charge	0.50%	Performance fee	0.00%
Tranch volume	(05/30/2024) USD 52.44 mill.	Ongoing charges	-	Redeployment fee	0.00%
Total volume	(05/30/2024) USD 3,617.20 mill.	Dividends		Investment company	
Launch date	12/14/2009	JPMorgan AM (EU)			
KESr report funds	No	PO Box 275, 2012, Luxembourg			
Business year start	01.07.	Luxembourg			
Sustainability type	-	<a href="https://www.jpmorganassetmanagement.de">https://www.jpmorganassetmanagement.de</a>			
Fund manager	Rebecca Jiang, Li Tan				

Performance	1M	6M	YTD	1Y	2Y	3Y	5Y	Since start
Performance	+0.71%	+1.73%	+6.02%	-7.52%	-23.02%	-53.94%	-2.40%	+22.77%
Performance p.a.	-	-	-	-7.50%	-12.24%	-22.77%	-0.48%	+1.43%
Sharpe ratio	0.29	-0.01	0.52	-0.51	-0.65	-0.98	-0.17	-0.10
Volatility	17.88%	22.24%	22.31%	22.07%	24.86%	27.11%	25.74%	22.46%
Worst month	-	-11.79%	-11.79%	-11.79%	-15.96%	-15.96%	-15.96%	-15.96%
Best month	-	10.06%	10.06%	10.06%	21.49%	21.49%	21.49%	21.49%
Maximum loss	-6.61%	-15.36%	-10.79%	-29.60%	-43.68%	-63.02%	-67.85%	-

## Distribution permission

Austria, Germany, Switzerland, United Kingdom, Luxembourg

<sup>1</sup> Important note on update status: The displayed date refers exclusively to the calculation of the NAV.

<sup>2</sup> The Mountain-View Data Fund Rating calculates a comparative ranking for funds using yield, volatility and trend data. For more information visit [MVD Funds Rating](#)

DISCLAIMER: The information on this page are for informational purposes only and should neither an offer to sell nor a solicitation for the purchase of the security or recommendation in favor of the security to be understood. baha GmbH assumes no liability despite thorough searches for the accuracy of the data.

Funds data from: [www.mountain-view.com](http://www.mountain-view.com). Fact Sheet created by: [www.baha.com](http://www.baha.com)

Created: 06/02/2024

## JPMorgan Funds - China Fund - JPM China A (acc) - SGD / LU0456827905 / A0YCGE / JPMorgan AM (EU)

### Investment strategy

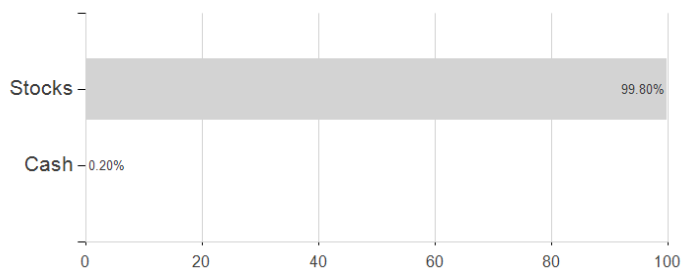
The Sub-Fund is actively managed. Though the majority of its holdings (excluding derivatives) are likely to be components of the benchmark, the Investment Manager has broad discretion to deviate from its securities, weightings and risk characteristics. The degree to which the Sub-Fund may resemble the composition and risk characteristics of the benchmark will vary over time and its performance may be meaningfully different. At least 67% of assets invested in equities of companies that are domiciled, or carrying out the main part of their economic activity, in the PRC. The Sub-Fund may invest up to 40% of its assets in China A-Shares: up to 40% directly through the China- Hong Kong Stock Connect Programmes and the QFI programme, and up to 20% indirectly by means of participation notes. The Sub-Fund may invest in small capitalisation companies and may be concentrated in a limited number of securities or sectors from time to time.

### Investment goal

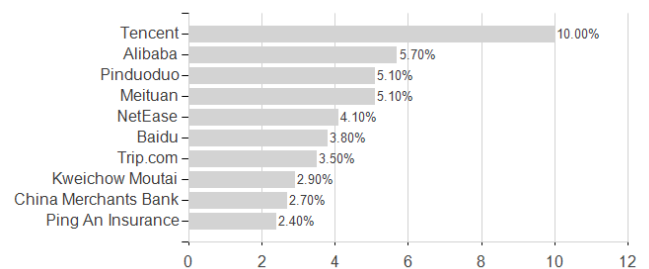
To provide long-term capital growth by investing primarily in companies of the People's Republic of China (PRC).

### Assessment Structure

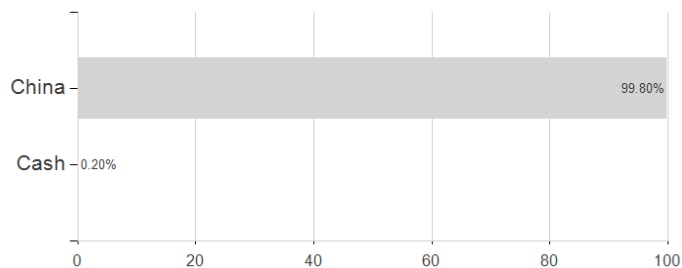
#### Assets



#### Largest positions



#### Countries



#### Branches

