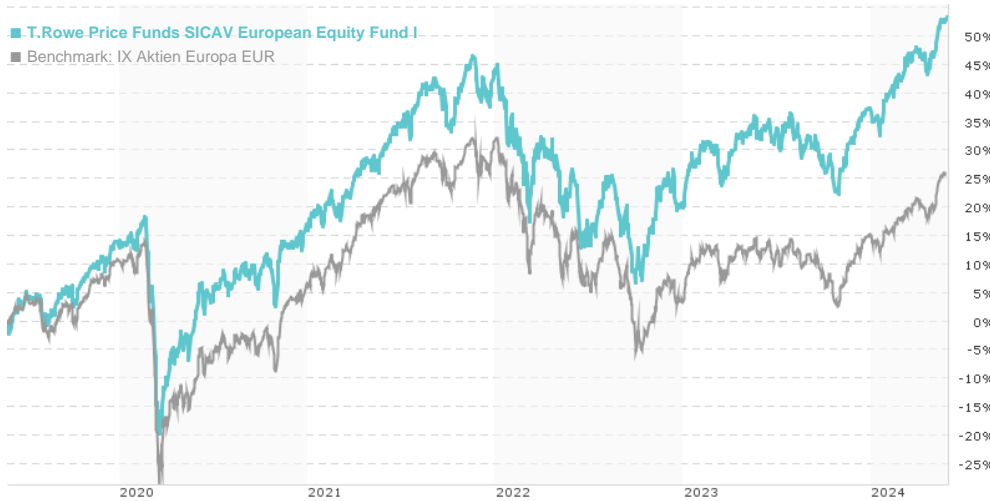


T.Rowe Price Funds SICAV European Equity Fund I / LU0285831334 / A0MNMX / T.Rowe Price M. (LU)

Last 05/27/2024 ¹	Region	Branch	Type of yield	Type
23.79 EUR	Europe	Mixed Sectors	reinvestment	Equity Fund

■ T.Rowe Price Funds SICAV European Equity Fund I
■ Benchmark: IX Aktien Europa EUR



Risk key figures

SRI 1 2 3 4 5 6 7

Mountain-View Funds Rating²EDA³ 74

Yearly Performance

2023	+14.56%
2022	-16.43%
2021	+23.58%
2020	+2.74%
2019	+29.45%

Master data		Conditions		Other figures	
Fund type	Single fund	Issue surcharge	0.00%	Minimum investment	EUR 2,500,000.00
Category	Equity	Planned administr. fee	0.00%	Savings plan	-
Sub category	Mixed Sectors	Deposit fees	0.02%	UCITS / OGAW	Yes
Fund domicile	Luxembourg	Redemption charge	0.00%	Performance fee	0.00%
Tranch volume	(05/27/2024) EUR 14.11 mill.	Ongoing charges	-	Redeployment fee	0.00%
Total volume	(05/27/2024) EUR 92.88 mill.	Dividends		Investment company	
Launch date	2/26/2007	T.Rowe Price M. (LU)			
KESr report funds	Yes	100 East Pratt Street, MD 21202, Baltimore			
Business year start	01.01.	United States of America			
Sustainability type	-	https://www.troweprice.com			
Fund manager	Tobias Mueller				

Performance	1M	6M	YTD	1Y	2Y	3Y	5Y	Since start
Performance	+4.16%	+15.71%	+11.59%	+15.09%	+22.00%	+18.12%	+53.09%	+137.90%
Performance p.a.	-	-	-	+15.18%	+10.44%	+5.70%	+8.88%	+5.15%
Sharpe ratio	10.28	3.36	2.88	1.08	0.49	0.13	0.31	0.08
Volatility	6.45%	9.06%	9.62%	10.58%	13.71%	15.03%	16.28%	17.60%
Worst month	-	-0.87%	-0.87%	-4.34%	-9.74%	-9.74%	-12.52%	-16.31%
Best month	-	7.20%	4.39%	7.20%	9.55%	9.55%	11.11%	18.09%
Maximum loss	-0.53%	-3.52%	-3.22%	-10.34%	-15.67%	-27.12%	-32.05%	-

Distribution permission

Austria, Germany, Switzerland

1 Important note on update status: The displayed date refers exclusively to the calculation of the NAV.

2 The Mountain-View Data Fund Rating calculates a comparative ranking for funds using yield, volatility and trend data. For more information visit [MVD Funds Rating](#)

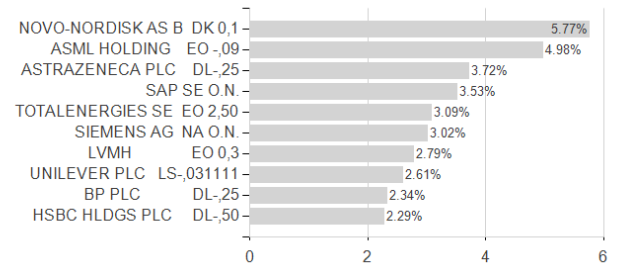
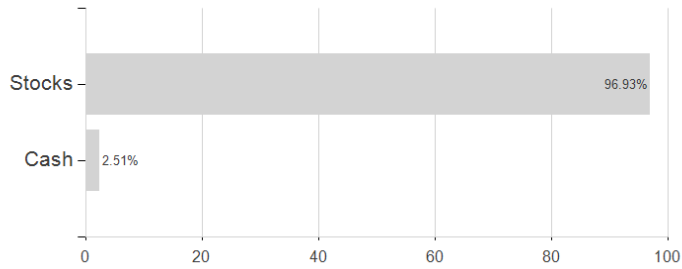
3 Displays the Ethical-Dynamical Ratio calculated according to standard criteria. The maximum value is 100. For more information visit [EDA](#)

T.Rowe Price Funds SICAV European Equity Fund I / LU0285831334 / A0MNMX / T.Rowe Price M. (LU)

Assessment Structure

Assets

Largest positions



Countries

Branches

Currencies

