

AMCFM Fd.European Select I P / LI0109503875 / A0YGJK / Accuro Fund Sol.

| Last 04/18/2024 ¹ | Region | Branch | Type of yield | Type |
|------------------------------|--------|---------------|---------------|-------------|
| 153.96 EUR | Europe | Mixed Sectors | reinvestment | Equity Fund |



Risk key figures

SRI 1 2 3 4 5 6 7

Mountain-View Funds Rating² EDA³

▲ ▲ ▲ ▲ ▲ ▲

Yearly Performance

| | |
|------|---------|
| 2023 | +17.29% |
| 2022 | -10.16% |
| 2021 | +15.39% |
| 2020 | -7.25% |
| 2019 | +20.09% |

| Master data | | Conditions | | Other figures | |
|---------------------|------------------------------|-----------------------------|-------|--------------------|-------|
| Fund type | Single fund | Issue surcharge | 3.00% | Minimum investment | UNT 1 |
| Category | Equity | Planned administr. fee | 0.00% | Savings plan | - |
| Sub category | Mixed Sectors | Deposit fees | 0.15% | UCITS / OGAW | Yes |
| Fund domicile | Liechtenstein | Redemption charge | 0.50% | Performance fee | 8.00% |
| Tranch volume | (04/18/2024) EUR 18.04 mill. | Ongoing charges | - | Redeployment fee | 0.00% |
| Total volume | - | Dividends | | Investment company | |
| Launch date | 4/21/2010 | Accuro Fund Sol. | | | |
| KESr report funds | Yes | Hintergasse 19, 9490, Vaduz | | | |
| Business year start | 01.01. | Liechtenstein | | | |
| Sustainability type | - | https://www.accuro-funds.li | | | |
| Fund manager | Gamma Financials AG | | | | |

| Performance | 1M | 6M | YTD | 1Y | 2Y | 3Y | 5Y | Since start |
|------------------|--------|---------|--------|--------|---------|---------|---------|-------------|
| Performance | -1.20% | +10.91% | +2.23% | +5.73% | +15.84% | +15.38% | +21.16% | +53.96% |
| Performance p.a. | - | - | - | +5.72% | +7.63% | +4.88% | +3.91% | +3.13% |
| Sharpe ratio | -2.27 | 2.12 | 0.51 | 0.18 | 0.29 | 0.07 | 0.00 | -0.05 |
| Volatility | 7.54% | 9.03% | 7.89% | 10.06% | 12.81% | 14.24% | 18.26% | 16.88% |
| Worst month | - | -4.12% | -2.61% | -4.12% | -7.88% | -7.88% | -16.89% | -16.89% |
| Best month | - | 7.81% | 3.56% | 7.81% | 7.81% | 7.81% | 15.15% | 15.15% |
| Maximum loss | -2.95% | -3.85% | -2.95% | -9.25% | -14.73% | -20.96% | -38.82% | - |

Distribution permission

Germany

¹ Important note on update status: The displayed date refers exclusively to the calculation of the NAV.

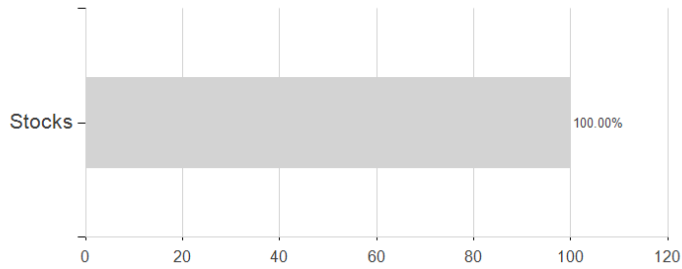
² The Mountain-View Data Fund Rating calculates a comparative ranking for funds using yield, volatility and trend data. For more information visit [MVD Funds Rating](#)

³ Displays the Ethical-Dynamical Ratio calculated according to standard criteria. The maximum value is 100. For more information visit [EDA](#)

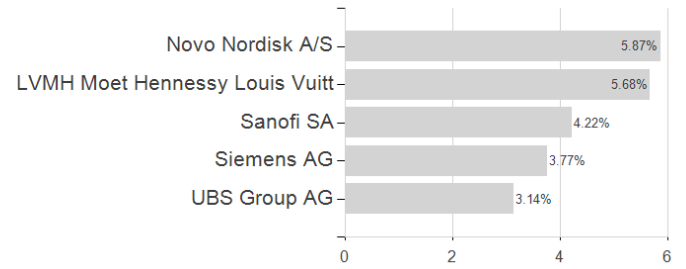
AMCFM Fd.European Select I P / LI0109503875 / A0YGJK / Accuro Fund Sol.

Assessment Structure

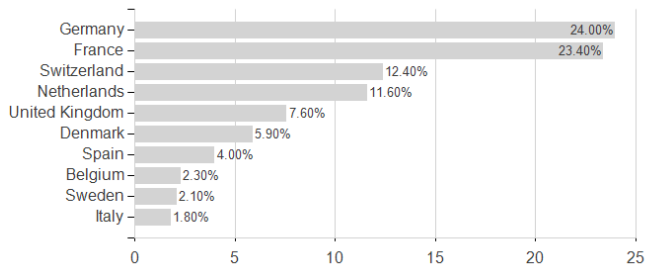
Assets



Largest positions



Countries



Branches

