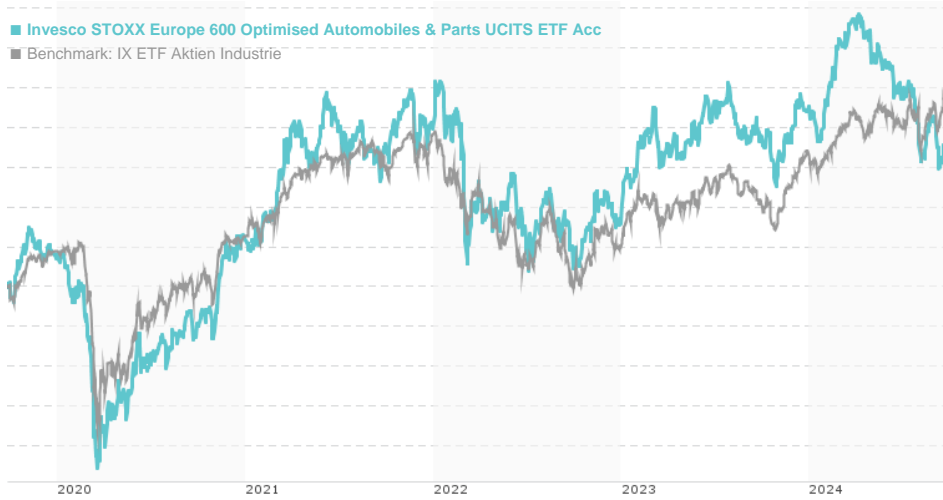


**Invesco STOXX Europe 600 Optimised Automobiles & Parts UCITS ETF Acc / IE00B5NLX835 / A0RPR0 / Invesco IM**

Last 09/24/2024 <sup>1</sup>	Region	Branch	Type of yield	Type
479.29 EUR	Europe	ETF Stocks	reinvestment	Alternative Investm.



**Risk key figures**

SRI	1	2	3	4	5	6	7	
Mountain-View Funds Rating <sup>2</sup>							EDA <sup>3</sup>	-

**Yearly Performance**

2023	+24.34%
2022	-17.04%
2021	+24.58%
2020	+4.69%
2019	+17.97%

Master data		Conditions		Other figures	
Fund type	Single fund	Issue surcharge	0.00%	Minimum investment	UNT 1
Category	Equity	Planned administr. fee	0.00%	Savings plan	-
Sub category	ETF Stocks	Deposit fees	0.00%	UCITS / OGAW	Yes
Fund domicile	Ireland	Redemption charge	0.00%	Performance fee	0.00%
Tranch volume	(09/24/2024) EUR 5.02 mill.	Ongoing charges	-	Redeployment fee	0.00%
Total volume	(09/24/2024) EUR 5.02 mill.	<b>Dividends</b>		<b>Investment company</b>	
Launch date	7/8/2009	Invesco IM			
KESt report funds	Yes	Ireland			
Business year start	01.12.	https://www.invescomanagementcompany.ie			
Sustainability type	-				
Fund manager	Invesco Investment Management Limited				

Performance	1M	6M	YTD	1Y	2Y	3Y	5Y	Since start
Performance	-4.89%	-19.32%	-6.48%	-2.81%	+22.17%	+1.08%	+34.53%	+320.79%
Performance p.a.	-	-	-	-2.81%	+10.55%	+0.36%	+6.10%	+9.90%
Sharpe ratio	-2.00	-2.09	-0.69	-0.35	0.37	-0.12	0.09	0.24
Volatility	25.14%	18.29%	17.75%	17.77%	19.50%	24.78%	29.42%	27.43%
Worst month	-	-6.15%	-6.15%	-8.17%	-8.21%	-13.29%	-25.59%	-25.59%
Best month	-	3.15%	12.88%	12.88%	12.88%	12.88%	22.32%	22.84%
Maximum loss	-9.20%	-22.96%	-22.96%	-22.96%	-22.96%	-31.48%	-52.58%	-

**Distribution permission**

Austria, Germany, United Kingdom, Czech Republic

<sup>1</sup> Important note on update status: The displayed date refers exclusively to the calculation of the NAV.

<sup>2</sup> The Mountain-View Data Fund Rating calculates a computative ranking for funds using yield, volatility and trend data. For more information visit [MVD Funds Rating](#)

<sup>3</sup> Displays the Ethical-Dynamical Ratio calculated according to standard criteria. The maximum value is 100. For more information visit [EDA](#)

**Invesco STOXX Europe 600 Optimised Automobiles & Parts UCITS ETF Acc / IE00B5NLX835 / A0RPR0 / Invesco IM**

**Investment strategy**

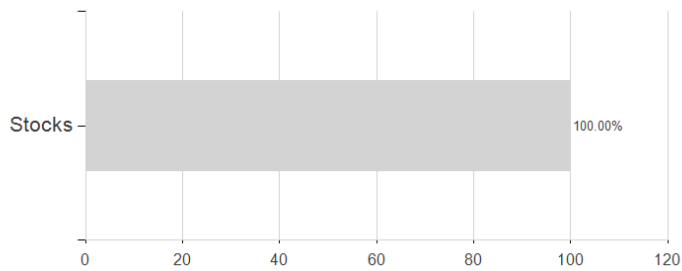
The Fund is a passively managed Exchange-Traded Fund. To achieve the objective the Fund will use unfunded swaps ("Swaps"). These Swaps are an agreement between the Fund and an approved counterparty to exchange one stream of cash flows against another stream but do not require the Fund to provide collateral, on the basis that the Fund has already invested in a basket of equities and equity related securities (namely shares). Please note that the Fund will purchase securities that are not contained in the Index. The performance of the Index is swapped from the counterparty to the Fund in exchange for the performance of equities and equity related securities held by the Fund.

**Investment goal**

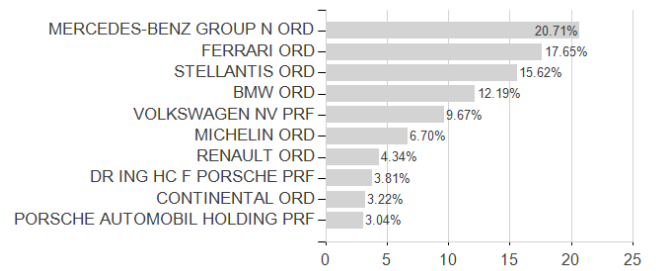
The objective of the Fund is to achieve the net total return performance of the STOXX Europe 600 Optimised Automobiles & Parts Index (the "Index") less fees, expenses and transaction costs.

**Assessment Structure**

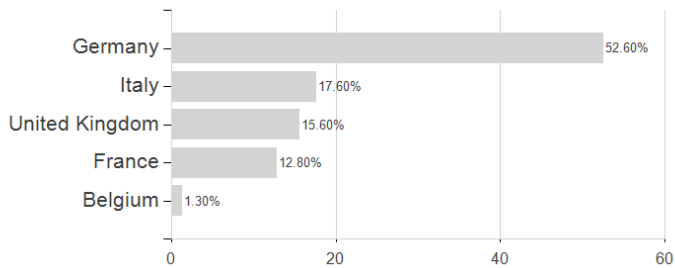
**Assets**



**Largest positions**



**Countries**



**Branches**

