

JPM Emerging Markets Equity C (dist) - USD / LU0593319907 / A1H7TW / JPMorgan AM (EU)

Last 05/29/2024 ¹	Region	Branch	Type of yield	Type
130.86 USD	Emerging Markets	Mixed Sectors	paying dividend	Equity Fund

■ JPM Emerging Markets Equity C (dist) - USD
■ Benchmark: IX Aktien Emerging Markets USD



Risk key figures

SRI 1 2 3 4 5 6 7

Mountain-View Funds Rating² EDA³

80

Yearly Performance

2023	+6.04%
2022	-25.48%
2021	-9.31%
2020	+33.53%
2019	+31.04%

Master data		Conditions		Other figures	
Fund type	Single fund	Issue surcharge	0.00%	Minimum investment	USD 10,000,000.00
Category	Equity	Planned administr. fee	0.00%	Savings plan	-
Sub category	Mixed Sectors	Deposit fees	0.00%	UCITS / OGAW	Yes
Fund domicile	Luxembourg	Redemption charge	0.00%	Performance fee	0.00%
Tranch volume	(05/29/2024) USD 42.81 mill.	Ongoing charges	-	Redeployment fee	0.00%
Total volume	(05/29/2024) USD 6,669.57 mill.	Dividends		Investment company	
Launch date	2/24/2011	13.09.2023	0.94 USD	JPMorgan AM (EU) PO Box 275, 2012, Luxembourg Luxembourg https://www.jpmorganassetmanagement.de	
KESt report funds	Yes	14.09.2022	0.40 USD		
Business year start	01.07.	09.09.2021	0.01 USD		
Sustainability type	-	10.09.2020	0.32 USD		
Fund manager	Austin Forey, Leon Eidelman	05.09.2019	0.34 USD		

Performance	1M	6M	YTD	1Y	2Y	3Y	5Y	Since start
Performance	+3.39%	+8.60%	+4.71%	+9.01%	+4.97%	-26.60%	+16.59%	+51.19%
Performance p.a.	-	-	-	+9.01%	+2.46%	-9.79%	+3.11%	+3.17%
Sharpe ratio	4.76	1.15	0.67	0.40	-0.09	-0.75	-0.03	-0.04
Volatility	10.17%	12.46%	12.29%	12.93%	15.85%	18.24%	20.28%	18.14%
Worst month	-	-4.70%	-4.70%	-6.10%	-11.45%	-11.45%	-15.31%	-15.31%
Best month	-	7.46%	4.42%	7.46%	15.93%	15.93%	15.93%	15.93%
Maximum loss	-2.05%	-6.80%	-5.84%	-13.13%	-20.85%	-44.68%	-49.41%	-

Distribution permission

Austria, Germany, Switzerland, United Kingdom, Luxembourg

¹ Important note on update status: The displayed date refers exclusively to the calculation of the NAV.

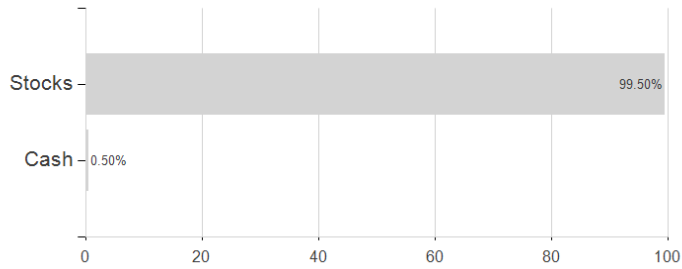
² The Mountain-View Data Fund Rating calculates a comparative ranking for funds using yield, volatility and trend data. For more information visit [MVD Funds Rating](#)

³ Displays the Ethical-Dynamical Ratio calculated according to standard criteria. The maximum value is 100. For more information visit [EDA](#)

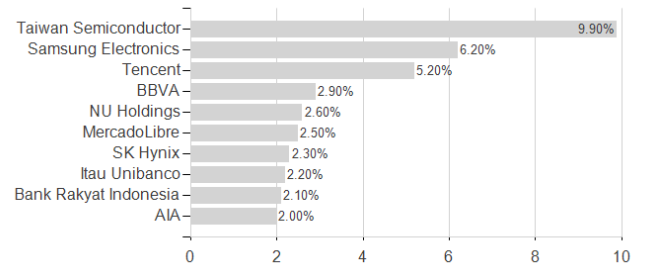
JPM Emerging Markets Equity C (dist) - USD / LU0593319907 / A1H7TW / JPMorgan AM (EU)

Assessment Structure

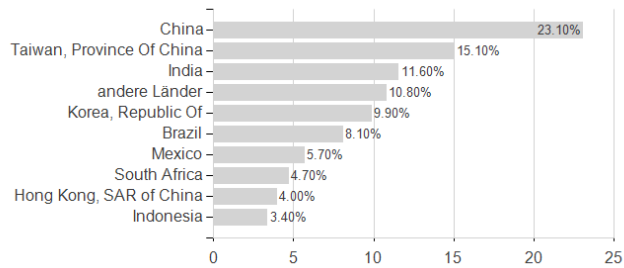
Assets



Largest positions



Countries



Branches

