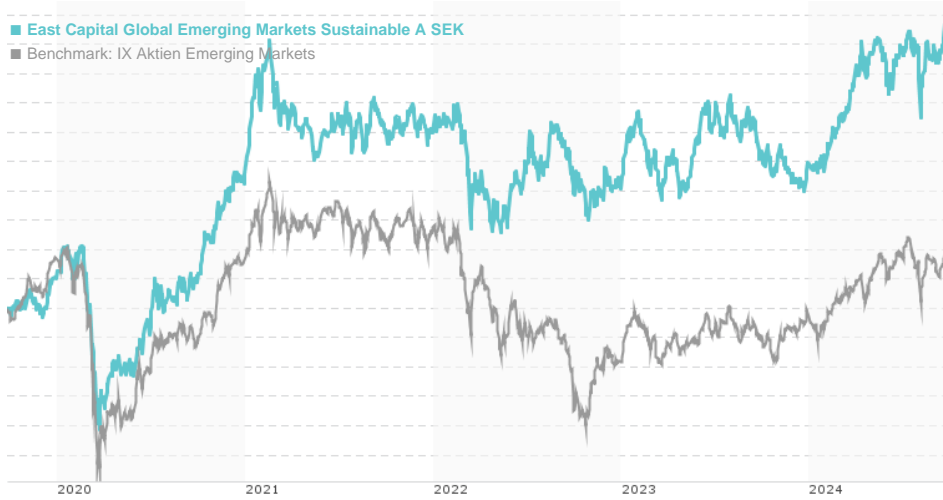


East Capital Global Emerging Markets Sustainable A SEK / LU0562934264 / A1JMZ2 / East Capital AM

| | | | | |
|------------------------------|------------------|---------------|---------------|-------------|
| Last 09/25/2024 ¹ | Region | Branch | Type of yield | Type |
| 258.75 SEK | Emerging Markets | Mixed Sectors | reinvestment | Equity Fund |



Risk key figures

| | | | | | | | |
|---|------------------|---|---|---|---|---|---|
| SRI | 1 | 2 | 3 | 4 | 5 | 6 | 7 |
| Mountain-View Funds Rating ² | EDA ³ | | | | | | |
| | 79 | | | | | | |

Yearly Performance

| | |
|------|---------|
| 2023 | +3.72% |
| 2022 | -7.48% |
| 2021 | +5.75% |
| 2020 | +16.96% |
| 2019 | +30.25% |

| Master data | | Conditions | | Other figures | |
|---------------------|-------------------------------|--|-------|---------------------------|-------|
| Fund type | Single fund | Issue surcharge | 0.00% | Minimum investment | UNT 0 |
| Category | Equity | Planned administr. fee | 0.00% | Savings plan | - |
| Sub category | Mixed Sectors | Deposit fees | 0.00% | UCITS / OGAW | Yes |
| Fund domicile | Luxembourg | Redemption charge | 0.00% | Performance fee | 0.00% |
| Tranch volume | (08/01/2023) EUR 524.27 mill. | Ongoing charges | - | Redeployment fee | 0.00% |
| Total volume | (07/04/2024) EUR 293.53 mill. | Dividends | | Investment company | |
| Launch date | 12/1/2010 | East Capital AM | | | |
| KESt report funds | No | 11, rue Sainte-Zithe, L-2763, Lumxemburg | | | |
| Business year start | 01.01. | Luxembourg | | | |
| Sustainability type | Ethics/ecology | http://www.eastcapital.com | | | |
| Fund manager | Peter Elam Håkansson | | | | |

| Performance | 1M | 6M | YTD | 1Y | 2Y | 3Y | 5Y | Since start |
|------------------|--------|--------|---------|---------|---------|---------|---------|-------------|
| Performance | +5.31% | +9.34% | +20.21% | +18.17% | +21.91% | +14.21% | +51.98% | +158.75% |
| Performance p.a. | - | - | - | +18.12% | +10.41% | +4.53% | +8.72% | +7.12% |
| Sharpe ratio | 7.97 | 0.99 | 1.75 | 1.06 | 0.49 | 0.07 | 0.32 | 0.22 |
| Volatility | 10.56% | 16.10% | 14.36% | 13.90% | 14.17% | 14.92% | 16.53% | 16.53% |
| Worst month | - | -3.88% | -3.88% | -4.19% | -8.44% | -8.44% | -14.97% | -14.97% |
| Best month | - | 4.73% | 7.33% | 7.33% | 10.17% | 10.17% | 10.17% | 11.07% |
| Maximum loss | -2.00% | -9.97% | -9.97% | -9.97% | -12.03% | -16.17% | -28.32% | - |

Distribution permission

Austria, Germany, Switzerland, Czech Republic

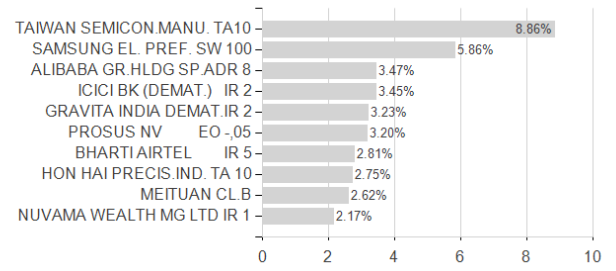
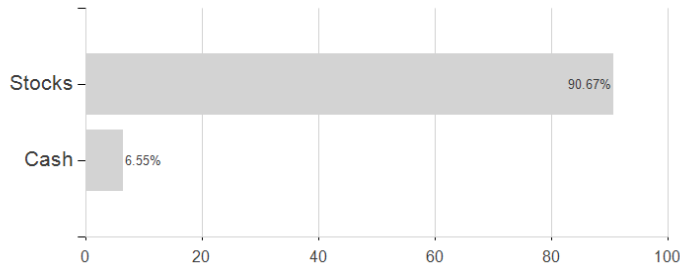
¹ Important note on update status: The displayed date refers exclusively to the calculation of the NAV.
² The Mountain-View Data Fund Rating calculates a comparative ranking for funds using yield, volatility and trend data. For more information visit [MVD Funds Rating](#)
³ Displays the Ethical-Dynamical Ratio calculated according to standard criteria. The maximum value is 100. For more information visit [EDA](#)

East Capital Global Emerging Markets Sustainable A SEK / LU0562934264 / A1JMZ2 / East Capital AM

Assessment Structure

Assets

Largest positions



Countries

Branches

Currencies

