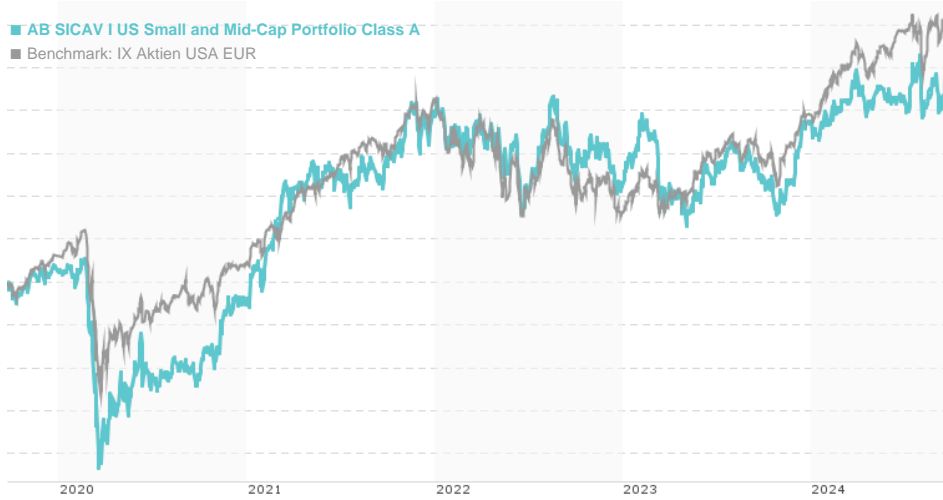


AB SICAV I US Small and Mid-Cap Portfolio Class A / LU0493246424 / A1CVBP / AllianceBernstein LU

| | | | | |
|------------------------------|--------------------------|---------------|---------------|-------------|
| Last 09/19/2024 ¹ | Country | Branch | Type of yield | Type |
| 45.09 EUR | United States of America | Mixed Sectors | reinvestment | Equity Fund |



Risk key figures

| | | | | | | | | |
|---|---|---|---|---|---|---|------------------|----|
| SRI | 1 | 2 | 3 | 4 | 5 | 6 | 7 | |
| Mountain-View Funds Rating ² | | | | | | | EDA ³ | 68 |

Yearly Performance

| | |
|------|---------|
| 2023 | +11.80% |
| 2022 | -11.83% |
| 2021 | +44.01% |
| 2020 | -6.02% |
| 2019 | +20.90% |

| Master data | | Conditions | | Other figures | |
|---------------------|----------------------------------|---|-------|---------------------------|--------------|
| Fund type | Single fund | Issue surcharge | 5.00% | Minimum investment | EUR 2,000.00 |
| Category | Equity | Planned administr. fee | 0.00% | Savings plan | - |
| Sub category | Mixed Sectors | Deposit fees | 0.50% | UCITS / OGAW | Yes |
| Fund domicile | Luxembourg | Redemption charge | 0.00% | Performance fee | 0.00% |
| Tranch volume | (09/19/2024) USD 1.74 mill. | Ongoing charges | - | Redeployment fee | 0.00% |
| Total volume | (09/19/2024) USD 133.25 mill. | Dividends | | Investment company | |
| Launch date | 3/15/2010 | AllianceBernstein LU | | | |
| KESt report funds | Yes | 2-4, rue Eugene Ruppert, 2453, Luxembourg | | | |
| Business year start | 01.06. | Luxembourg | | | |
| Sustainability type | - | https://www.alliancebernstein.com | | | |
| Fund manager | James MacGregor, Erik Turenchalk | | | | |

| Performance | 1M | 6M | YTD | 1Y | 2Y | 3Y | 5Y | Since start |
|------------------|--------|--------|--------|---------|---------|---------|---------|-------------|
| Performance | +1.97% | +3.51% | +8.18% | +16.75% | +12.50% | +20.98% | +48.91% | +311.03% |
| Performance p.a. | - | - | - | +16.70% | +6.06% | +6.55% | +8.28% | +10.22% |
| Sharpe ratio | 1.26 | 0.21 | 0.50 | 0.81 | 0.15 | 0.16 | 0.18 | 0.32 |
| Volatility | 17.71% | 17.42% | 16.28% | 16.33% | 17.89% | 19.67% | 26.22% | 21.33% |
| Worst month | - | -5.91% | -5.91% | -5.91% | -8.38% | -8.38% | -24.84% | -24.84% |
| Best month | - | 6.55% | 8.80% | 8.80% | 9.24% | 12.87% | 14.33% | 15.56% |
| Maximum loss | -6.03% | -9.33% | -9.33% | -9.33% | -18.75% | -21.02% | -46.27% | - |

Distribution permission

Austria, Germany, Switzerland, Luxembourg, Czech Republic

¹ Important note on update status: The displayed date refers exclusively to the calculation of the NAV.

² The Mountain-View Data Fund Rating calculates a comparative ranking for funds using yield, volatility and trend data. For more information visit [MVD Funds Rating](#)

³ Displays the Ethical-Dynamical Ratio calculated according to standard criteria. The maximum value is 100. For more information visit [EDA](#)

AB SICAV I US Small and Mid-Cap Portfolio Class A / LU0493246424 / A1CVBP / AllianceBernstein LU

Investment strategy

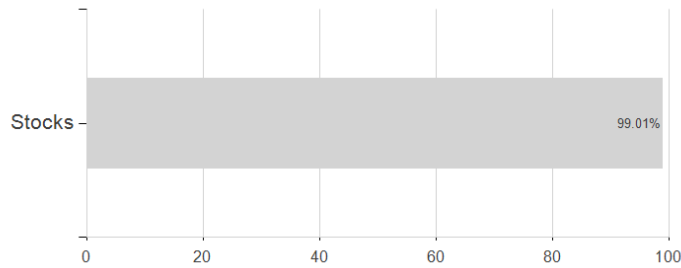
Under normal market conditions, the Portfolio typically invests at least 80%, but never less than two thirds, of its assets in equity securities of US small and mid-capitalisation companies. The Investment Manager seeks to select securities that it believes are undervalued and offer attractive shareholder returns. The Portfolio may be exposed to any currency. The Portfolio uses derivatives for hedging (reducing risks) and efficient portfolio management.

Investment goal

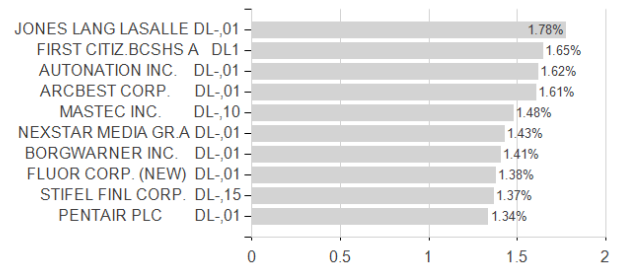
The Portfolio seeks to increase the value of your investment over time through capital growth.

Assessment Structure

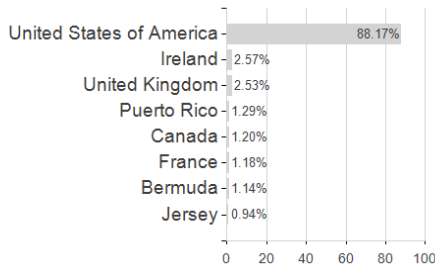
Assets



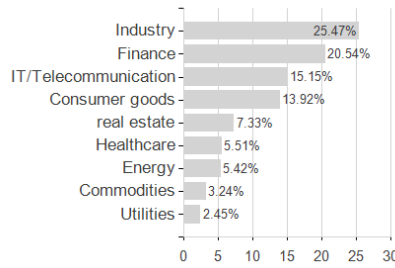
Largest positions



Countries



Branches



Currencies

