

iShares MSCI EM UCITS ETF USD (Acc) / IE00B4L5YC18 / A0RPWJ / BlackRock AM (IE)

Last 10/04/2024 ¹	Region	Branch	Type of yield	Type
42.71 USD	Emerging Markets	ETF Stocks	reinvestment	Alternative Investm.



Risk key figures

SRI	1	2	3	4	5	6	7
Mountain-View Funds Rating ²	EDA ³						
	73						

Yearly Performance

2023	+9.67%
2022	-19.48%
2021	-3.29%
2020	+18.03%
2019	+17.91%

Master data		Conditions		Other figures	
Fund type	Single fund	Issue surcharge	0.00%	Minimum investment	UNT 1
Category	Equity	Planned administr. fee	0.00%	Savings plan	-
Sub category	ETF Stocks	Deposit fees	0.00%	UCITS / OGAW	Yes
Fund domicile	Ireland	Redemption charge	0.00%	Performance fee	0.00%
Tranch volume	(10/04/2024) USD 3,723.93 mill.	Ongoing charges	-	Redeployment fee	0.00%
Total volume	(10/04/2024) USD 3,723.93 mill.	Dividends		Investment company	
Launch date	9/25/2009	BlackRock AM (IE)			
KESt report funds	Yes	12 Throgmorton Avenue, EC2N 2DL, London			
Business year start	01.07.	United Kingdom			
Sustainability type	-	https://www.blackrock.com			
Fund manager	BlackRock Asset Management Ireland Limited				

Performance	1M	6M	YTD	1Y	2Y	3Y	5Y	Since start
Performance	+10.04%	+14.61%	+17.67%	+30.28%	+38.75%	+3.16%	+32.93%	+73.46%
Performance p.a.	-	-	-	+30.18%	+17.77%	+1.04%	+5.85%	+3.73%
Sharpe ratio	14.31	1.94	1.53	1.99	1.00	-0.14	0.15	0.03
Volatility	15.15%	14.55%	13.54%	13.58%	14.57%	15.91%	17.47%	16.17%
Worst month	-	0.31%	-4.68%	-4.68%	-6.50%	-11.71%	-15.44%	-15.44%
Best month	-	6.65%	6.65%	7.97%	14.81%	14.81%	14.81%	14.81%
Maximum loss	-1.57%	-9.47%	-9.47%	-9.47%	-12.64%	-33.38%	-39.01%	-

Distribution permission

Austria, Germany, United Kingdom, Czech Republic

¹ Important note on update status: The displayed date refers exclusively to the calculation of the NAV.

DISCLAIMER: The information on this page are for informational purposes only and should neither an offer to sell nor a solicitation for the purchase of the security or recommendation in favor of the security to be understood. baha GmbH assumes no liability despite thorough searches for the accuracy of the data.

Funds data from: www.mountain-view.com. Fact Sheet created by: www.baha.com

iShares MSCI EM UCITS ETF USD (Acc) / IE00B4L5YC18 / A0RPWJ / BlackRock AM (IE)

2 The Mountain-View Data Fund Rating calculates a comparative ranking for funds using yield, volatility and trend data. For more information visit [MVD Funds Rating](#)

3 Displays the Ethical-Dynamical Ratio calculated according to standard criteria. The maximum value is 100. For more information visit [EDA](#)

Investment strategy

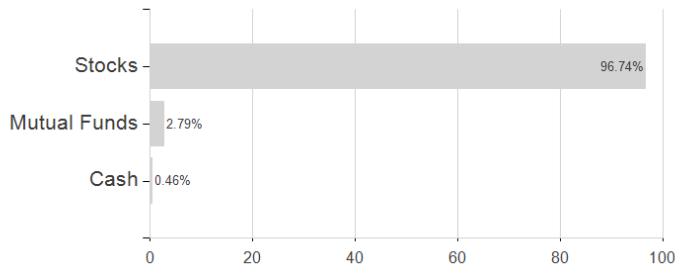
The Index measures the performance of large and mid-cap sectors (i.e. companies with large and mid-market capitalisation) within the equity markets in emerging markets. Companies are included in the Index based on the proportion of their shares in issue that are available for purchase by international investors. Market capitalisation is the share price of a company multiplied by the number of shares available to international investors. The Fund intends to replicate the Index by holding the equity securities, which make up the Index, in similar proportions to it. The investment manager may use financial derivative instruments ("FDIs") (i.e. investments the prices of which are based on one or more underlying assets). FDIs may be used for direct investment purposes. In order to gain exposure to certain securities in emerging markets that make up its benchmark index, the Fund may invest in American Depositary Receipts (ADRs) and/or Global Depositary Receipts (GDRs). ADRs and GDRs are instruments issued by financial institutions which give exposure to underlying equity securities. The Fund may also engage in short-term secured lending of its investments to certain eligible third parties to generate additional income to off-set the costs of the Fund.

Investment goal

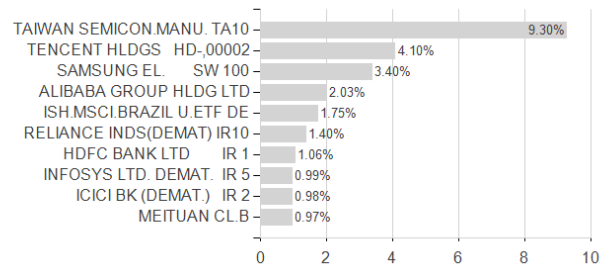
The Fund aims to achieve a return on your investment, through a combination of capital growth and income on the Fund's assets, which reflects the return of the MSCI Emerging Markets Index, the Fund's benchmark index (Index). The Fund is passively managed and aims to invest so far as possible and practicable in the equity securities (e.g. shares) that make up the Index.

Assessment Structure

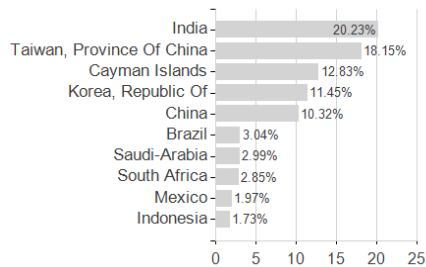
Assets



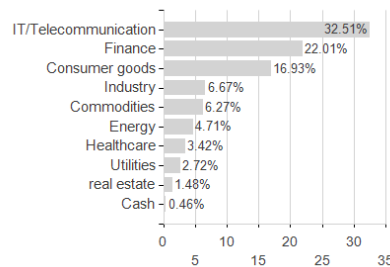
Largest positions



Countries



Branches



Currencies

