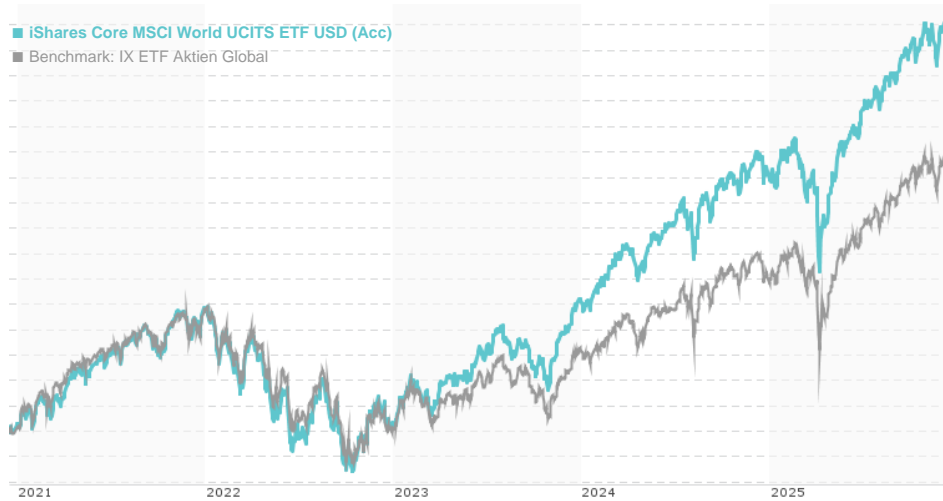


## iShares Core MSCI World UCITS ETF USD (Acc) / IE00B4L5Y983 / A0RPWH / BlackRock AM (IE)

Last 12/11/2025 <sup>1</sup>	Region	Branch	Type of yield	Type
130.74 USD	Worldwide	ETF Stocks	reinvestment	Alternative Investm.



## Risk key figures

SRI 1 2 3 4 5 6 7

Mountain-View Funds Rating<sup>2</sup>EDA<sup>3</sup>

68

## Yearly Performance

2024	+18.70%
2023	+23.86%
2022	-18.03%
2021	+21.90%
2020	+15.95%

Master data		Conditions		Other figures	
Fund type	Single fund	Issue surcharge	0.00%	Minimum investment	UNT 1
Category	ETF	Planned administr. fee	0.00%	Savings plan	Yes
Sub category	ETF Stocks	Deposit fees	0.00%	UCITS / OGAW	Yes
Fund domicile	Ireland	Redemption charge	0.00%	Performance fee	0.00%
Tranch volume	(12/11/2025) USD 127,067.60 mill.	Ongoing charges	-	Redeployment fee	0.00%
Total volume	(12/11/2025) USD 130,441.16 mill.	Dividends		Investment company	
Launch date	9/25/2009			BlackRock AM (IE)	
KESt report funds	Yes			Glencar House, 20 Merrion Road, Dublin 4, D04 T9F3, Dublin	
Business year start	01.07.			Ireland	
Sustainability type	-			https://www.blackrock.com	
Fund manager	BlackRock Asset Management Ireland Limited				

Performance	1M	6M	YTD	1Y	2Y	3Y	5Y	Since start
Performance	+1.03%	+13.74%	+21.49%	+17.30%	+49.63%	+73.37%	+83.23%	+432.56%
Performance p.a.	-	-	-	+17.30%	+22.29%	+20.13%	+12.87%	+10.86%
Sharpe ratio	1.03	2.82	1.40	1.03	1.58	1.44	0.76	0.59
Volatility	10.82%	9.65%	14.88%	14.82%	12.83%	12.55%	14.20%	14.84%
Worst month	-	0.29%	-4.43%	-4.43%	-4.43%	-4.43%	-9.30%	-13.28%
Best month	-	4.31%	5.95%	5.95%	5.95%	9.38%	9.38%	12.80%
Maximum loss	-4.44%	-4.63%	-16.54%	-16.54%	-16.54%	-16.54%	-26.04%	-

## Distribution permission

Austria, Germany, Switzerland, United Kingdom

<sup>1</sup> Important note on update status: The displayed date refers exclusively to the calculation of the NAV.

DISCLAIMER: The information on this page are for informational purposes only and should neither an offer to sell nor a solicitation for the purchase of the security or recommendation in favor of the security to be understood. baha GmbH assumes no liability despite thorough searches for the accuracy of the data.

Funds data from: www.mountain-view.com. Fact Sheet created by: www.baha.com

Created: 12/15/2025

## iShares Core MSCI World UCITS ETF USD (Acc) / IE00B4L5Y983 / A0RPWH / BlackRock AM (IE)

<sup>2</sup> The Mountain-View Data Fund Rating calculates a comparative ranking for funds using yield, volatility and trend data. For more information visit [MVD Funds Rating](#)

<sup>3</sup> Displays the Ethical-Dynamical Ratio calculated according to standard criteria. The maximum value is 100. For more information visit [EDA](#)

### Investment strategy

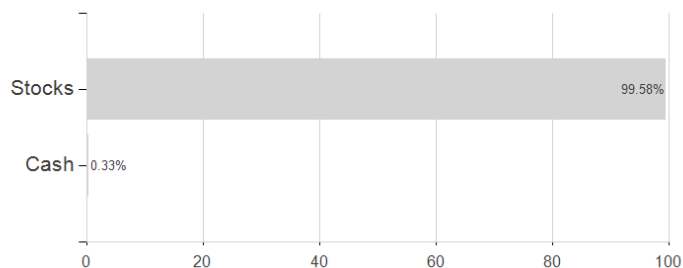
The Index measures the performance of large and mid capitalisation companies in developed countries worldwide. Companies are included in the Index based on a free float market capitalisation weighted basis. Free float means that only shares available to international investors rather than all of a company's issued shares are used in calculating the Index. Free float market capitalisation is the share price of a company multiplied by the number of shares available to international investors. The Fund uses optimising techniques to achieve a similar return to the Index. These techniques may include the strategic selection of certain securities that make up the Index or other securities which provide similar performance to certain constituent securities. These may also include the use of financial derivative instruments (FDIs) (i.e. investments the prices of which are based on one or more underlying assets). FDIs may be used for direct investment purposes. The Fund may also engage in short-term secured lending of its investments to certain eligible third parties to generate additional income to off-set the costs of the Fund.

### Investment goal

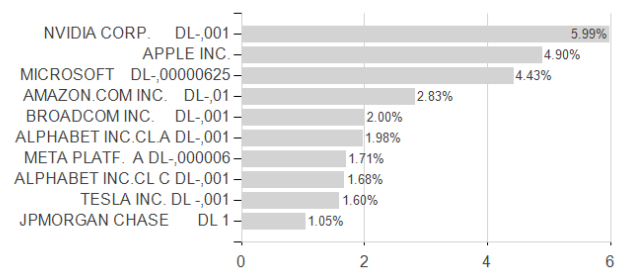
The Share Class is a share class of a Fund which aims to achieve a return on your investment, through a combination of capital growth and income on the Fund's assets, which reflects the return of the MSCI World Index, the Fund's benchmark index (Index). The Share Class, via the Fund is passively managed and aims to invest so far as possible and practicable in the equity securities (e.g. shares) that make up the Index.

### Assessment Structure

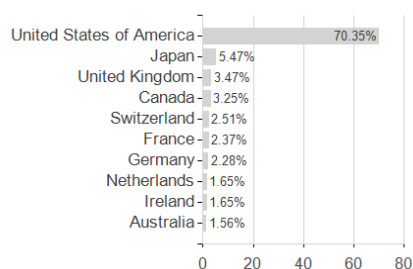
#### Assets



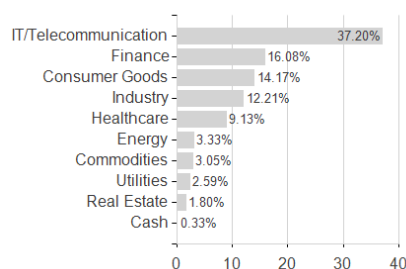
#### Largest positions



#### Countries



#### Branches



#### Currencies

