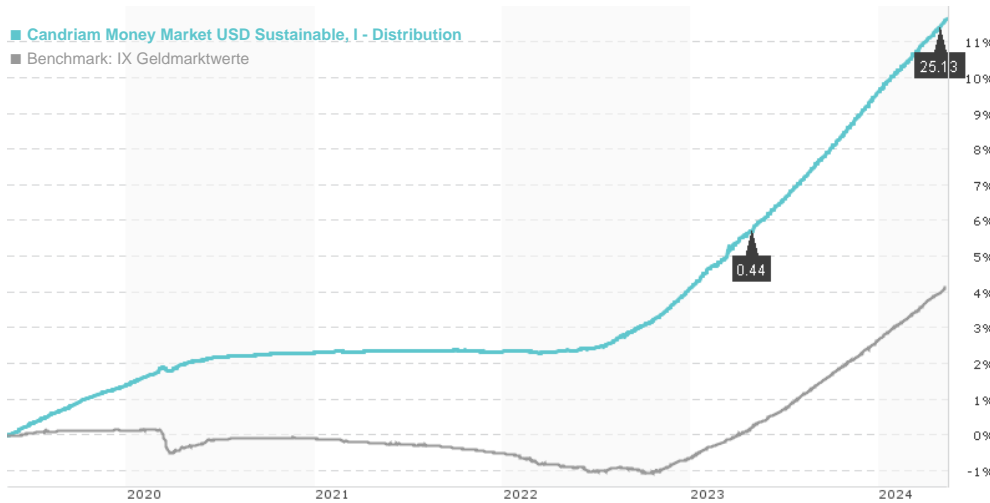


Candriam Money Market USD Sustainable, I - Distribution / LU0355214700 / A0Q9P1 / Candriam

Last 05/13/2024 ¹	Region	Branch	Type of yield	Type
566.24 USD	Worldwide	Money Market Securities	paying dividend	Money Market Fund

■ Candriam Money Market USD Sustainable, I - Distribution
■ Benchmark: IX Geldmarktwerte



Risk key figures

SRI 1 2 3 4 5 6 7

Mountain-View Funds Rating² EDA³

▲▲▲▲▲▲

Yearly Performance

2023	+5.26%
2022	+1.72%
2021	+0.03%
2020	+0.90%
2019	+2.45%

Master data		Conditions		Other figures	
Fund type	Single fund	Issue surcharge	0.00%	Minimum investment	UNT 0
Category	Money Market	Planned administr. fee	0.00%	Savings plan	-
Sub category	Money Market Securities	Deposit fees	0.00%	UCITS / OGAW	Yes
Fund domicile	Luxembourg	Redemption charge	0.00%	Performance fee	0.00%
Tranch volume	(05/13/2024) USD 7.41 mill.	Ongoing charges	-	Redeployment fee	0.00%
Total volume	(05/10/2024) USD 166.63 mill.	Dividends		Investment company	
Launch date	1/25/2005	29.04.2024	25.13 USD	Candriam 19-21 route d'Arlon, 8009, Strassen Luxembourg www.candriam.com	
KESr report funds	Yes	28.04.2023	0.44 USD		
Business year start	01.01.	26.04.2019	9.98 USD		
Sustainability type	Ethics/ecology	24.04.2018	5.30 USD		
Fund manager	Pierre Boyer, Elodie Brun, Benjamin Schoofs	25.04.2017	2.10 USD		

Performance	1M	6M	YTD	1Y	2Y	3Y	5Y	Since start
Performance	+0.40%	+2.67%	+1.87%	+5.34%	+9.04%	+9.06%	+11.67%	+24.18%
Performance p.a.	-	-	-	+5.36%	+4.42%	+2.93%	+2.23%	+1.35%
Sharpe ratio	8.46	8.02	7.41	7.53	2.00	-3.13	-6.65	-14.07
Volatility	0.18%	0.21%	0.19%	0.21%	0.30%	0.28%	0.24%	0.18%
Worst month	-	0.19%	0.19%	0.19%	0.04%	-0.03%	-0.03%	-0.04%
Best month	-	0.52%	0.47%	0.52%	0.52%	0.52%	0.52%	0.52%
Maximum loss	0.00%	-0.01%	-0.01%	-0.01%	-0.12%	-0.12%	-0.12%	-

Distribution permission

Austria, Germany

¹ Important note on update status: The displayed date refers exclusively to the calculation of the NAV.

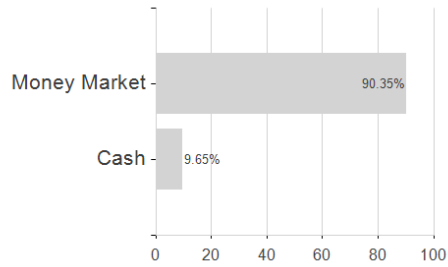
² The Mountain-View Data Fund Rating calculates a comparative ranking for funds using yield, volatility and trend data. For more information visit [MVD Funds Rating](#)

³ Displays the Ethical-Dynamical Ratio calculated according to standard criteria. The maximum value is 100. For more information visit [EDA](#)

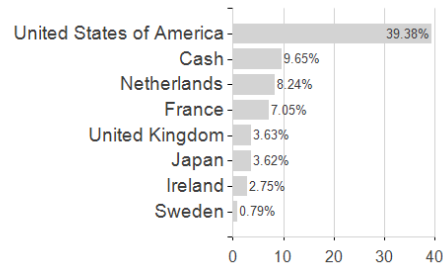
Candriam Money Market USD Sustainable, I - Distribution / LU0355214700 / A0Q9P1 / Candriam

Assessment Structure

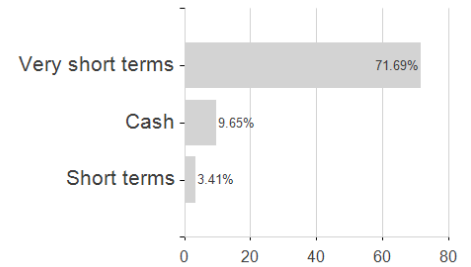
Assets



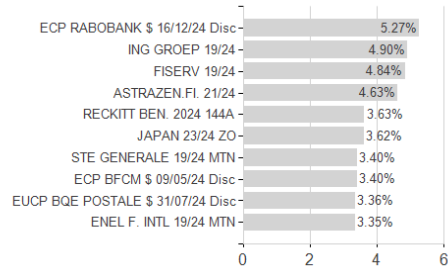
Countries



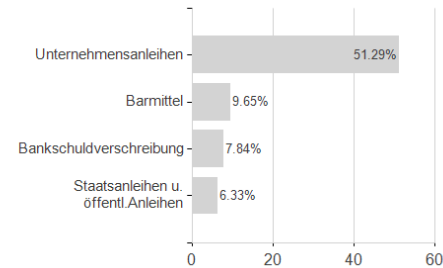
Duration



Largest positions



Issuer



Currencies

