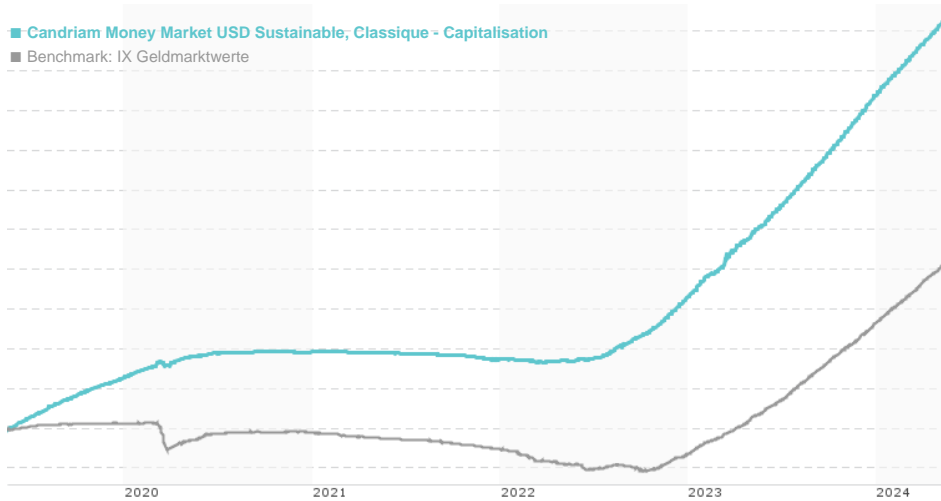


Candriam Money Market USD Sustainable, Classique - Capitalisation / LU0049341216 / 971991 / Candriam

Last 05/16/2024 ¹	Region	Branch	Type of yield	Type
595.68 USD	Worldwide	Money Market Securities	reinvestment	Money Market Fund

■ Candriam Money Market USD Sustainable, Classique - Capitalisation
■ Benchmark: IX Geldmarktwerte



Risk key figures

SRI 1 2 3 4 5 6 7

Mountain-View Funds Rating²

▲ ▲ ▲ ▲ ▲ ▲

EDA³

-

Yearly Performance

2023	+4.90%
2022	+1.53%
2021	-0.19%
2020	+0.64%
2019	+2.35%

Master data		Conditions		Other figures	
Fund type	Single fund	Issue surcharge	0.00%	Minimum investment	UNT 0
Category	Money Market	Planned administr. fee	0.00%	Savings plan	-
Sub category	Money Market Securities	Deposit fees	0.00%	UCITS / OGAW	Yes
Fund domicile	Luxembourg	Redemption charge	0.00%	Performance fee	0.00%
Tranch volume	(05/16/2024) USD 32.27 mill.	Ongoing charges	-	Redeployment fee	0.00%
Total volume	(05/16/2024) USD 169.51 mill.	Dividends		Investment company	
Launch date	7/16/1990	Candriam			
KESr report funds	Yes	19-21 route d'Arlon, 8009, Strassen			
Business year start	01.01.	Luxembourg			
Sustainability type	Ethics/ecology	www.candriam.com			
Fund manager	Pierre Boyer, Elodie Brun, Benjamin Schoofs				

Performance	1M	6M	YTD	1Y	2Y	3Y	5Y	Since start
Performance	+0.45%	+2.49%	+1.82%	+5.07%	+8.51%	+8.28%	+10.39%	+138.27%
Performance p.a.	-	-	-	+5.05%	+4.16%	+2.69%	+2.00%	+2.60%
Sharpe ratio	9.87	6.11	6.00	6.07	1.17	-4.02	-7.67	-5.42
Volatility	0.18%	0.21%	0.20%	0.21%	0.30%	0.28%	0.24%	0.22%
Worst month	-	0.25%	0.25%	0.25%	0.02%	-0.05%	-0.05%	-0.06%
Best month	-	0.49%	0.44%	0.49%	0.49%	0.49%	0.49%	0.64%
Maximum loss	0.00%	-0.01%	-0.01%	-0.01%	-0.12%	-0.24%	-0.28%	-

Distribution permission

Austria, Germany, Luxembourg

1 Important note on update status: The displayed date refers exclusively to the calculation of the NAV.

2 The Mountain-View Data Fund Rating calculates a comparative ranking for funds using yield, volatility and trend data. For more information visit [MVD Funds Rating](#)

3 Displays the Ethical-Dynamical Ratio calculated according to standard criteria. The maximum value is 100. For more information visit [EDA](#)

DISCLAIMER: The information on this page are for informational purposes only and should neither an offer to sell nor a solicitation for the purchase of the security or recommendation in favor of the security to be understood. baha GmbH assumes no liability despite thorough searches for the accuracy of the data.

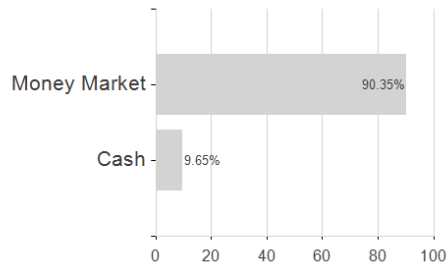
Funds data from: [www.mountain-view.com](#). Fact Sheet created by: [www.baha.com](#)

Created: 05/19/2024

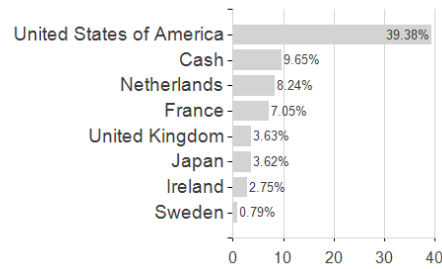
Candriam Money Market USD Sustainable, Classique - Capitalisation / LU0049341216 / 971991 / Candriam

Assessment Structure

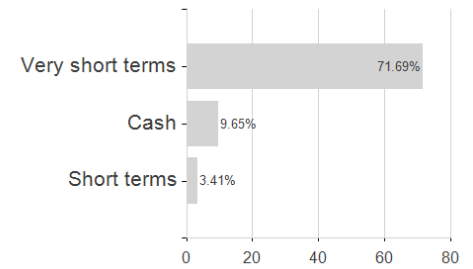
Assets



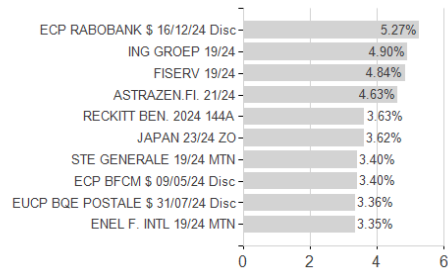
Countries



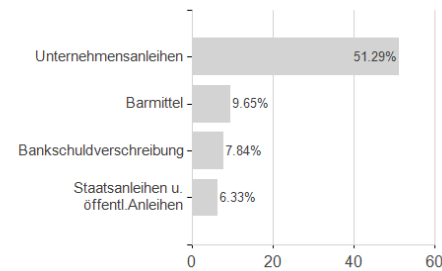
Duration



Largest positions



Issuer



Currencies

