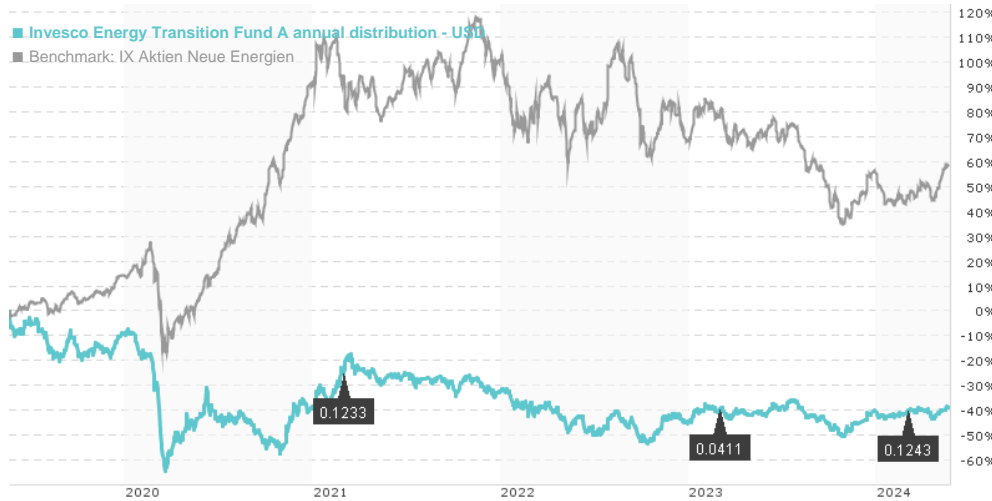


## Invesco Energy Transition Fund A annual distribution - USD / LU0482499067 / A1CV20 / Invesco Management

Last 05/21/2024 <sup>1</sup>	Region	Branch	Type of yield	Type
8.56 USD	Worldwide	Sector Energy	paying dividend	Equity Fund



### Risk key figures

SRI 1 2 3 4 5 6 7

Mountain-View Funds Rating<sup>2</sup> EDA<sup>3</sup>

92

### Yearly Performance

2023	+7.67%
2022	-17.58%
2021	+9.42%
2020	-31.88%
2019	+2.95%

Master data		Conditions		Other figures	
Fund type	Single fund	Issue surcharge	5.00%	Minimum investment	USD 1,500.00
Category	Equity	Planned administr. fee	0.00%	Savings plan	-
Sub category	Sector Energy	Deposit fees	0.01%	UCITS / OGAW	Yes
Fund domicile	Luxembourg	Redemption charge	0.00%	Performance fee	0.00%
Tranch volume	(05/21/2024) USD 0.108 mill.	Ongoing charges	-	Redeployment fee	0.00%
Total volume	(05/21/2024) USD 47.08 mill.	Dividends		Investment company	
Launch date	3/31/2010	01.03.2024	0.12 USD	Invesco Management An der Welle 5, 60322, Frankfurt am Main Germany <a href="https://www.de.invesco.com">https://www.de.invesco.com</a>	
KESr report funds	Yes	01.03.2023	0.04 USD		
Business year start	29.02.	01.03.2021	0.12 USD		
Sustainability type	New energies	02.03.2020	0.13 USD		
Fund manager	Manuela von Dittfurth, Erhard Radatz, Tim Herzig	01.03.2019	0.04 USD		

Performance	1M	6M	YTD	1Y	2Y	3Y	5Y	Since start
Performance	+7.27%	+10.81%	+1.72%	+2.44%	+8.43%	-16.07%	-37.82%	-62.54%
Performance p.a.	-	-	-	+2.44%	+4.14%	-5.67%	-9.06%	-6.70%
Sharpe ratio	11.75	1.35	0.05	-0.08	0.02	-0.44	-0.44	-0.40
Volatility	11.74%	14.17%	14.31%	16.42%	20.71%	21.51%	29.04%	26.57%
Worst month	-	-3.40%	-3.40%	-10.14%	-13.71%	-13.71%	-36.45%	-36.45%
Best month	-	11.42%	8.10%	11.42%	12.81%	12.81%	39.69%	39.69%
Maximum loss	-1.08%	-7.24%	-7.24%	-22.45%	-22.45%	-37.55%	-64.16%	-

### Distribution permission

Austria, Germany, Switzerland

<sup>1</sup> Important note on update status: The displayed date refers exclusively to the calculation of the NAV.

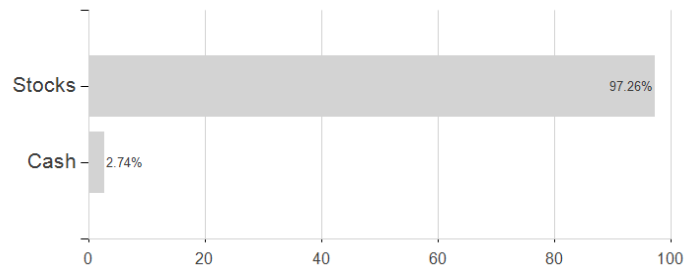
<sup>2</sup> The Mountain-View Data Fund Rating calculates a comparative ranking for funds using yield, volatility and trend data. For more information visit [MVD Funds Rating](#)

<sup>3</sup> Displays the Ethical-Dynamical Ratio calculated according to standard criteria. The maximum value is 100. For more information visit [EDA](#)

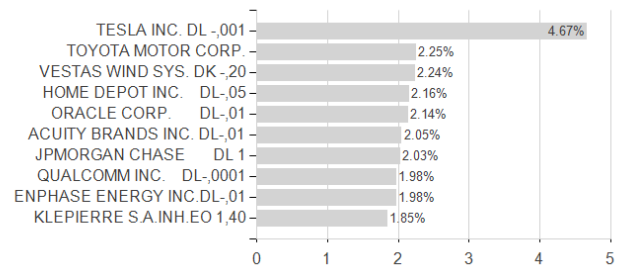
## Invesco Energy Transition Fund A annual distribution - USD / LU0482499067 / A1CV20 / Invesco Management

### Assessment Structure

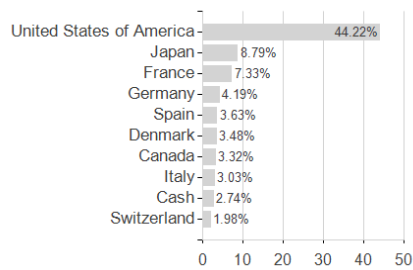
#### Assets



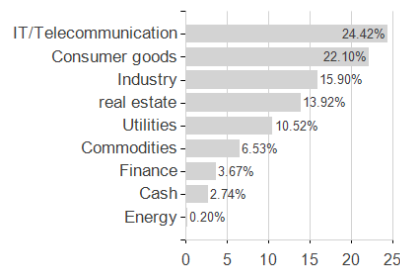
#### Largest positions



#### Countries



#### Branches



#### Currencies

