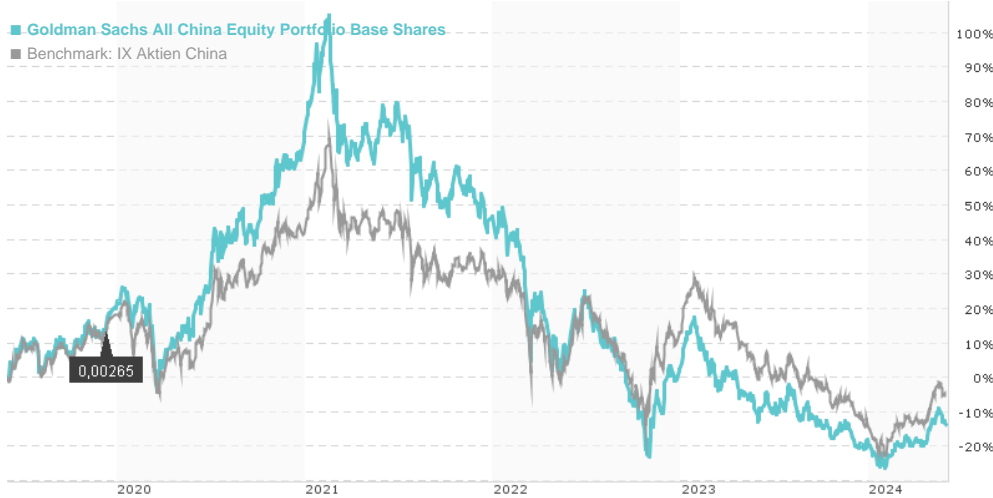


Goldman Sachs All China Equity Portfolio Base Shares / LU0404923301 / A0RK4W / Goldman Sachs AM BV

Last 05/30/2024 ¹	Country	Branch	Type of yield	Type
13.38 USD	China	Mixed Sectors	paying dividend	Equity Fund

■ Goldman Sachs All China Equity Portfolio Base Shares
■ Benchmark: IX Aktien China



Risk key figures

SRI 1 2 3 4 5 6 7

Mountain-View Funds Rating² EDA³

70

Yearly Performance

2023	-19.80%
2022	-30.38%
2021	-14.04%
2020	+42.20%
2019	+29.50%

Master data		Conditions		Other figures	
Fund type	Single fund	Issue surcharge	5.50%	Minimum investment	USD 5,000.00
Category	Equity	Planned administr. fee	0.00%	Savings plan	-
Sub category	Mixed Sectors	Deposit fees	0.00%	UCITS / OGAW	Yes
Fund domicile	Luxembourg	Redemption charge	0.00%	Performance fee	0.00%
Tranch volume	(05/30/2024) USD 0.132 mill.	Ongoing charges	-	Redeployment fee	0.00%
Total volume	(05/30/2024) USD 28.92 mill.	Dividends		Investment company	
Launch date	8/26/2009	09.12.2019	0.00 USD	Goldman Sachs AM BV Schenkkade 65, 2509, LL Den Haag Netherlands www.gsam.com	
KESr report funds	Yes	10.12.2018	0.03 USD		
Business year start	01.12.	11.12.2017	0.00 USD		
Sustainability type	-	08.12.2014	0.03 USD		
Fund manager	Goldman Sachs Team	09.12.2013	0.10 USD		

Performance	1M	6M	YTD	1Y	2Y	3Y	5Y	Since start
Performance	+1.83%	+4.94%	+5.52%	-2.62%	-21.66%	-51.59%	-14.27%	+36.74%
Performance p.a.	-	-	-	-2.61%	-11.48%	-21.50%	-3.03%	+2.14%
Sharpe ratio	1.26	0.38	0.60	-0.33	-0.62	-0.95	-0.27	-0.07
Volatility	16.51%	17.06%	17.02%	19.59%	24.64%	26.73%	25.46%	22.23%
Worst month	-	-9.23%	-9.23%	-9.23%	-16.09%	-16.09%	-16.09%	-17.57%
Best month	-	8.17%	8.17%	8.22%	26.30%	26.30%	26.30%	26.30%
Maximum loss	-4.97%	-10.67%	-8.44%	-24.77%	-41.26%	-59.01%	-64.08%	-

Distribution permission

Austria, Germany, Switzerland, United Kingdom, Luxembourg

¹ Important note on update status: The displayed date refers exclusively to the calculation of the NAV.

² The Mountain-View Data Fund Rating calculates a comparative ranking for funds using yield, volatility and trend data. For more information visit [MVD Funds Rating](#)

³ Displays the Ethical-Dynamical Ratio calculated according to standard criteria. The maximum value is 100. For more information visit [EDA](#)

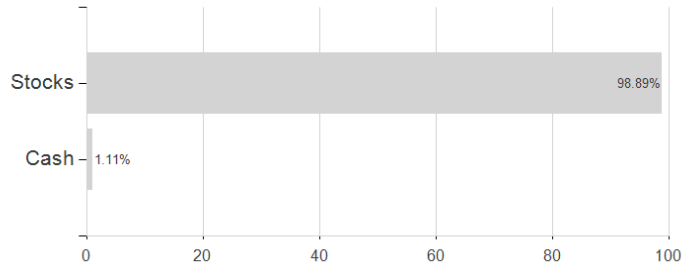
Goldman Sachs All China Equity Portfolio Base Shares / LU0404923301 / A0RK4W / Goldman Sachs AM BV

Investment goal

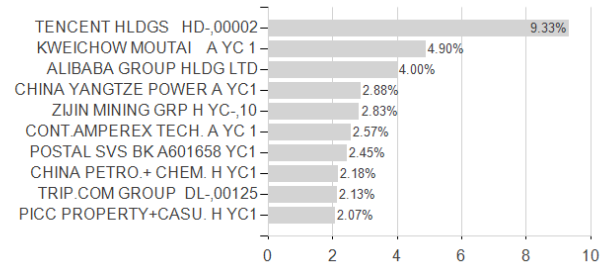
For investors seeking long-term capital appreciation through investment primarily in companies established or operating in the People's Republic of China.

Assessment Structure

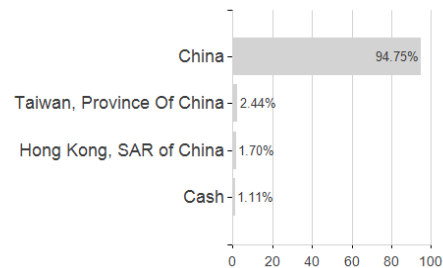
Assets



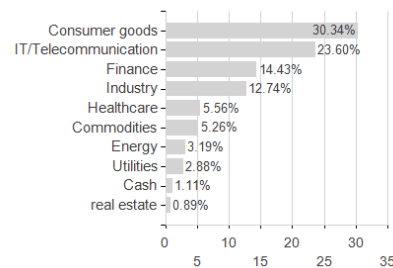
Largest positions



Countries



Branches



Currencies

