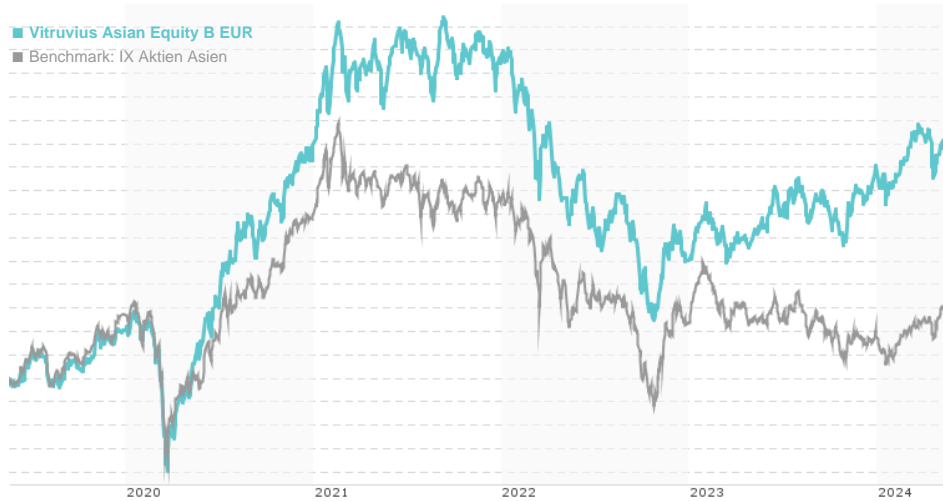


Vitruvius Asian Equity B EUR / LU0480488625 / A0X8JC / Vitruvius Sicav

| Last 05/16/2024 ¹ | Region | Branch | Type of yield | Type |
|------------------------------|--------|---------------|---------------|-------------|
| 158.40 EUR | Asia | Mixed Sectors | reinvestment | Equity Fund |



Risk key figures

SRI 1 2 3 4 5 6 7

Mountain-View Funds Rating² EDA³

75

Yearly Performance

| | |
|------|---------|
| 2023 | +15.92% |
| 2022 | -25.64% |
| 2021 | +12.74% |
| 2020 | +35.63% |
| 2019 | +14.78% |

| Master data | | Conditions | | Other figures | |
|---------------------|-------------------------------------|---|-------|--------------------|--------------|
| Fund type | Single fund | Issue surcharge | 3.00% | Minimum investment | EUR 5,000.00 |
| Category | Equity | Planned administr. fee | 0.00% | Savings plan | - |
| Sub category | Mixed Sectors | Deposit fees | 0.05% | UCITS / OGAW | Yes |
| Fund domicile | Luxembourg | Redemption charge | 0.00% | Performance fee | 0.00% |
| Tranch volume | (05/16/2024) USD 2.15 mill. | Ongoing charges | - | Redeployment fee | 0.00% |
| Total volume | - | Dividends | | Investment company | |
| Launch date | 1/29/2010 | Vitruvius Sicav | | | |
| KESr report funds | Yes | 2, rue d'Alsace, 1122, Luxembourg | | | |
| Business year start | 01.01. | Luxembourg | | | |
| Sustainability type | - | https://www.vitruvius.lu | | | |
| Fund manager | Belgrave Capital Management Limited | | | | |

| Performance | 1M | 6M | YTD | 1Y | 2Y | 3Y | 5Y | Since start |
|------------------|--------|--------|--------|---------|---------|---------|---------|-------------|
| Performance | +4.01% | +9.51% | +4.49% | +14.68% | +12.32% | -3.74% | +49.93% | +120.28% |
| Performance p.a. | - | - | - | +14.64% | +5.97% | -1.26% | +8.43% | +5.68% |
| Sharpe ratio | 3.53 | 1.30 | 0.68 | 0.80 | 0.14 | -0.31 | 0.27 | 0.12 |
| Volatility | 16.30% | 12.52% | 13.16% | 13.58% | 15.63% | 16.13% | 17.10% | 15.40% |
| Worst month | - | -3.06% | -3.06% | -5.18% | -13.54% | -13.54% | -13.54% | -13.54% |
| Best month | - | 8.29% | 4.94% | 8.29% | 12.76% | 12.76% | 12.76% | 12.76% |
| Maximum loss | -2.27% | -7.51% | -7.51% | -10.12% | -22.03% | -36.32% | -36.32% | - |

Distribution permission

Austria, Germany, Switzerland, Luxembourg

¹ Important note on update status: The displayed date refers exclusively to the calculation of the NAV.

² The Mountain-View Data Fund Rating calculates a comparative ranking for funds using yield, volatility and trend data. For more information visit [MVD Funds Rating](#)

³ Displays the Ethical-Dynamical Ratio calculated according to standard criteria. The maximum value is 100. For more information visit [EDA](#)

DISCLAIMER: The information on this page are for informational purposes only and should neither an offer to sell nor a solicitation for the purchase of the security or recommendation in favor of the security to be understood. baha GmbH assumes no liability despite thorough searches for the accuracy of the data.

Funds data from: [www.mountain-view.com](#). Fact Sheet created by: [www.baha.com](#)

Created: 05/20/2024

Vitruvius Asian Equity B EUR / LU0480488625 / A0X8JC / Vitruvius Sicav

Investment strategy

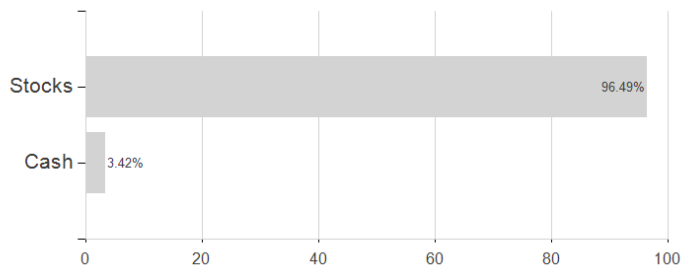
The reference currency is USD. All other share classes will be systematically hedged against currency risk giving investors the ability to separate market risk from currency risk.

Investment goal

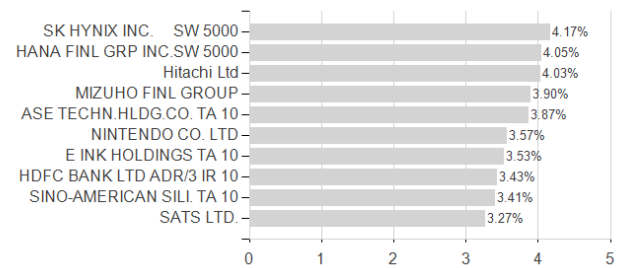
The Portfolio's investment objective is to provide long term capital growth through investments primarily in equities and equity-linked securities of companies in Asian countries such as Japan, Hong Kong, China and others.

Assessment Structure

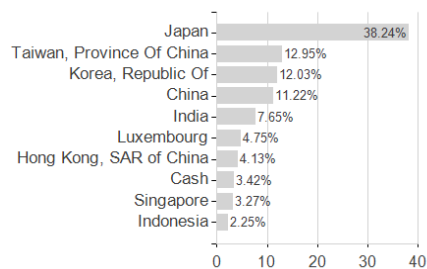
Assets



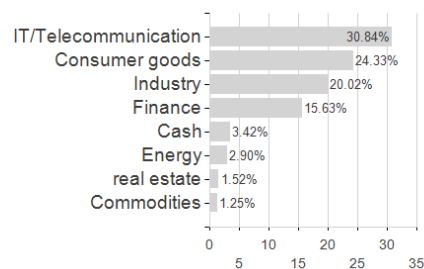
Largest positions



Countries



Branches



Currencies

