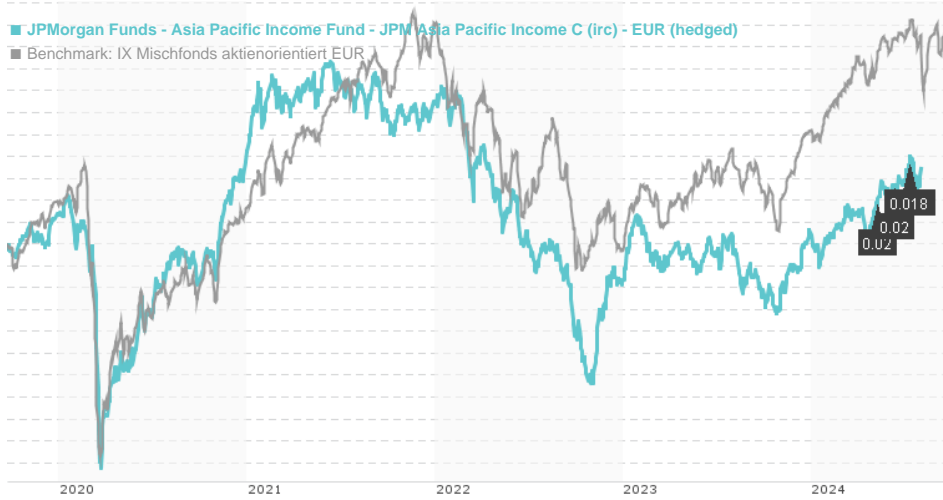


JPMorgan Funds - Asia Pacific Income Fund - JPM Asia Pacific Income C (irc) - EUR (hedged) / LU1288020966 /

Last 08/01/2024 ¹	Region	Branch	Type of yield	Type
9.06 EUR	Asia/Pacific	Mixed Fund/Focus Equity	paying dividend	Mixed Fund



Risk key figures

SRI	1	2	3	4	5	6	7	
Mountain-View Funds Rating ²							EDA ³	76

Yearly Performance

2023	+4.85%
2022	-14.47%
2021	+4.12%
2020	+5.62%
2019	+8.90%

Master data		Conditions		Other figures	
Fund type	Single fund	Issue surcharge	0.00%	Minimum investment	USD 10,000,000.00
Category	Mixed Fund	Planned administr. fee	0.00%	Savings plan	Yes
Sub category	Mixed Fund/Focus Equity	Deposit fees	0.00%	UCITS / OGAW	Yes
Fund domicile	Luxembourg	Redemption charge	0.00%	Performance fee	0.00%
Tranch volume	(08/01/2024) USD 0.100 mill.	Ongoing charges	-	Redeployment fee	0.00%
Total volume	(09/20/2024) USD 1,355.93 mill.	Dividends		Investment company	
Launch date	9/25/2015	09.07.2024	0.02 EUR	JPMorgan AM (EU)	
KESr report funds	No	12.06.2024	0.02 EUR	PO Box 275, 2012, Luxembourg	
Business year start	01.07.	08.05.2024	0.02 EUR	Luxembourg	
Sustainability type	-	09.04.2024	0.02 EUR	https://www.jpmorganassetmanagement.de	
Fund manager	Julie Ho, Ruben Lienhard, Julio Callegari, Selina Yu	08.03.2024	0.02 EUR		

Performance	1M	6M	YTD	1Y	2Y	3Y	5Y	Since start
Performance	+1.20%	+6.61%	+5.49%	+6.06%	+6.84%	-6.07%	+5.28%	+5.61%
Performance p.a.	-	-	-	+6.04%	+3.36%	-2.07%	+1.03%	+0.86%
Sharpe ratio	1.57	1.51	0.88	0.34	-0.04	-0.71	-0.28	-0.31
Volatility	7.29%	6.67%	6.79%	7.18%	7.89%	8.07%	9.40%	9.00%
Worst month	-	-0.58%	-1.05%	-3.56%	-7.35%	-7.35%	-12.67%	-12.67%
Best month	-	2.27%	3.32%	4.43%	9.80%	9.80%	9.80%	9.80%
Maximum loss	-2.84%	-3.29%	-3.29%	-7.05%	-13.02%	-24.53%	-25.18%	-

Distribution permission

Austria, Germany, Switzerland, United Kingdom, Luxembourg, Czech Republic

1 Important note on update status: The displayed date refers exclusively to the calculation of the NAV.

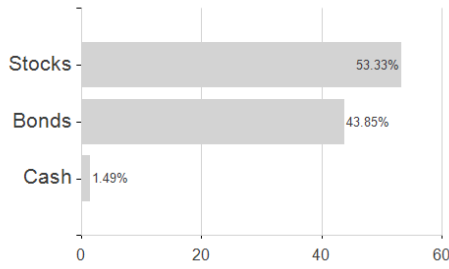
2 The Mountain-View Data Fund Rating calculates a comparative ranking for funds using yield, volatility and trend data. For more information visit [MVD Funds Rating](#)

3 Displays the Ethical-Dynamical Ratio calculated according to standard criteria. The maximum value is 100. For more information visit [EDA](#)

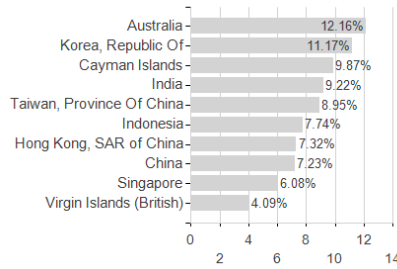
JPMorgan Funds - Asia Pacific Income Fund - JPM Asia Pacific Income C (irc) - EUR (hedged) / LU1288020966 /

Assessment Structure

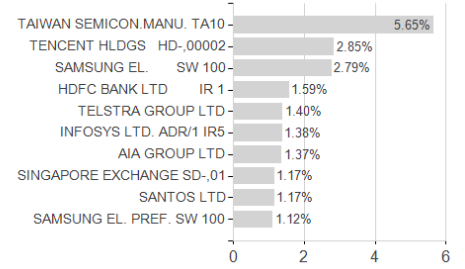
Assets



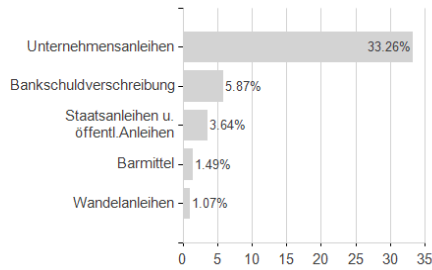
Countries



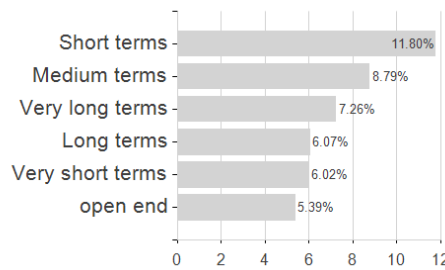
Largest positions



Issuer



Duration



Currencies

