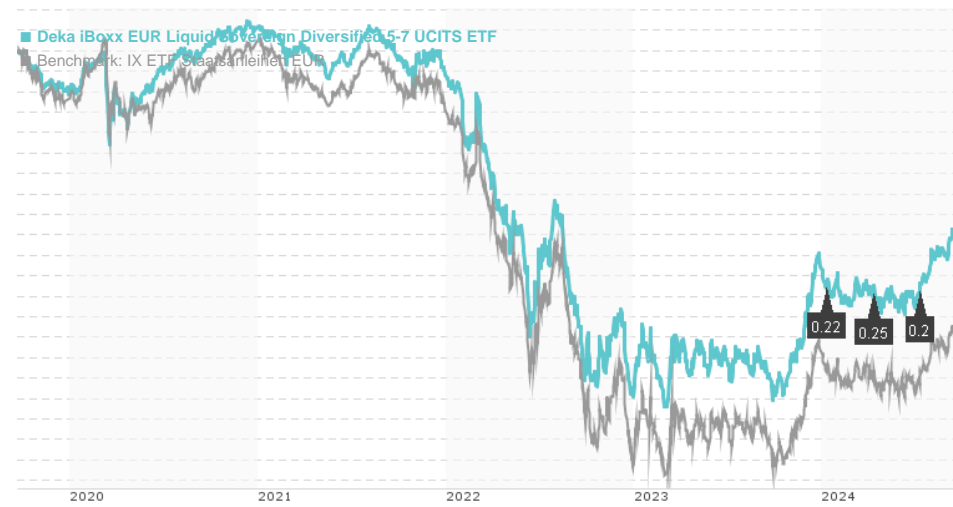


Deka iBoxx EUR Liquid Sovereign Diversified 5-7 UCITS ETF / DE000ETFL144 / ETFL14 / Deka Investment

| | | | | |
|------------------------------|----------|-----------|-----------------|----------------------|
| Last 09/19/2024 ¹ | Region | Branch | Type of yield | Type |
| 103.28 EUR | Euroland | ETF Bonds | paying dividend | Alternative Investm. |



Risk key figures

| | | | | | | | |
|---|------------------|---|---|---|---|---|---|
| SRI | 1 | 2 | 3 | 4 | 5 | 6 | 7 |
| Mountain-View Funds Rating ² | EDA ³ | | | | | | |
| | 79 | | | | | | |

Yearly Performance

| | |
|------|---------|
| 2023 | +7.64% |
| 2022 | -15.92% |
| 2021 | -2.29% |
| 2020 | +3.34% |
| 2019 | +4.14% |

| Master data | | Conditions | | Other figures | |
|---------------------|------------------------------|------------------------|----------|--|-------|
| Fund type | Single fund | Issue surcharge | 2.00% | Minimum investment | UNT 1 |
| Category | Bonds | Planned administr. fee | 0.00% | Savings plan | - |
| Sub category | ETF Bonds | Deposit fees | 0.02% | UCITS / OGAW | Yes |
| Fund domicile | Germany | Redemption charge | 1.00% | Performance fee | 0.00% |
| Tranch volume | - | Ongoing charges | - | Redeployment fee | 0.00% |
| Total volume | (09/19/2024) EUR 91.91 mill. | Dividends | | Investment company | |
| Launch date | 3/3/2009 | 10.07.2024 | 0.20 EUR | Deka Investment | |
| KESt report funds | Yes | 10.04.2024 | 0.25 EUR | Mainzer Landstrasse 16, 60325, Frankfurt am Main | |
| Business year start | 29.02. | 10.01.2024 | 0.22 EUR | Germany | |
| Sustainability type | - | 10.10.2023 | 0.26 EUR | https://www.deka.de | |
| Fund manager | Deka ETF Team | 10.07.2023 | 0.27 EUR | | |

| Performance | 1M | 6M | YTD | 1Y | 2Y | 3Y | 5Y | Since start |
|------------------|--------|--------|--------|--------|--------|---------|---------|-------------|
| Performance | +1.03% | +3.17% | +1.64% | +8.19% | +5.08% | -9.30% | -8.67% | +45.98% |
| Performance p.a. | - | - | - | +8.17% | +2.51% | -3.20% | -1.80% | +2.46% |
| Sharpe ratio | 2.61 | 0.66 | -0.26 | 0.97 | -0.15 | -1.01 | -0.96 | -0.24 |
| Volatility | 3.57% | 4.46% | 4.52% | 4.86% | 6.45% | 6.58% | 5.45% | 4.13% |
| Worst month | - | -1.33% | -1.52% | -2.16% | -3.75% | -4.71% | -4.71% | -4.71% |
| Best month | - | 2.28% | 3.31% | 3.31% | 3.31% | 3.47% | 3.47% | 4.22% |
| Maximum loss | -0.63% | -1.85% | -2.48% | -3.31% | -5.45% | -17.69% | -18.57% | - |

Distribution permission

Germany, Czech Republic

1 Important note on update status: The displayed date refers exclusively to the calculation of the NAV.

2 The Mountain-View Data Fund Rating calculates a comparative ranking for funds using yield, volatility and trend data. For more information visit [MVD Funds Rating](#)

3 Displays the Ethical-Dynamical Ratio calculated according to standard criteria. The maximum value is 100. For more information visit [EDA](#)

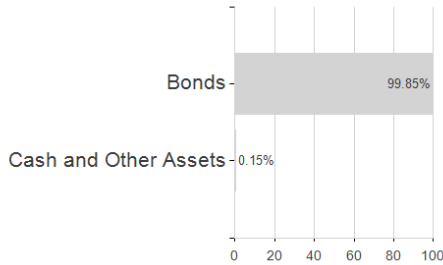
Deka iBoxx EUR Liquid Sovereign Diversified 5-7 UCITS ETF / DE000ETFL144 / ETFL14 / Deka Investment

Investment goal

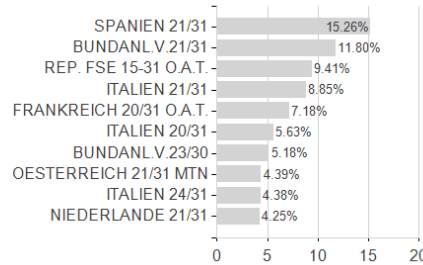
The ETFlab iBoxx € Liquid Sovereign Diversified 5-7 is a UCITS IV compliant exchange traded fund incorporated in Germany. The Fund's objective is to track the performance of the iBoxx € Liquid Sovereign Diversified 5-7 Index (Price Index). The iBoxx EUR Liquid Sovereign Diversified indices are based exclusively on bonds contained in the universe of the iBoxx EUR benchmark indices. To ensure that only suitable bonds enter the liquid indices, further selection criteria have been added: bond type, time to maturity and amount outstanding.

Assessment Structure

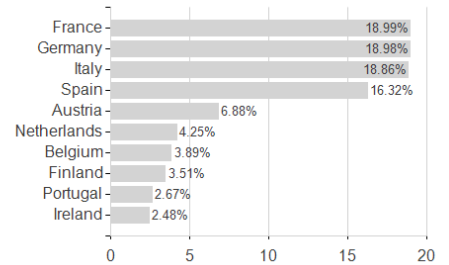
Assets



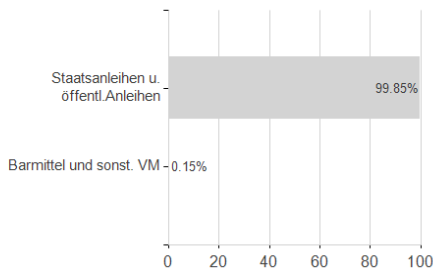
Largest positions



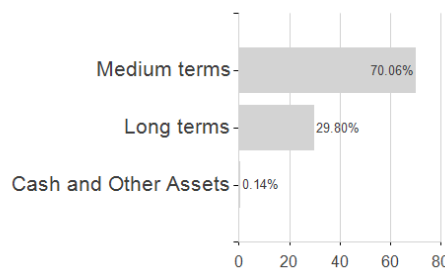
Countries



Issuer



Duration



Currencies

